



California State Board of Pharmacy
2720 Gateway Oaks Drive, Suite 100
Sacramento, CA 95833
Phone: (916) 518-3100 Fax: (916) 574-8618
www.pharmacy.ca.gov

Business, Consumer Services and Housing Agency
Department of Consumer Affairs
Gavin Newsom, Governor



LICENSING COMMITTEE REPORT

October 15, 2025

Seung Oh, PharmD, Licensee Member, Chairperson
Trevor Chandler, Public Member, Vice-Chairperson
Renee Barker, PharmD, Licensee Member
Jessica Crowley, PharmD, Licensee Member
Claudia Mercado, Public Member
Satinder Sandhu, PharmD, Licensee Member

- I. Call to Order, Establishment of Quorum, and General Announcements**
- II. Public Comments on Items Not on the Agenda/Agenda Items for Future Meetings**

Note: The Committee may not discuss or take action on any matter raised during this public comment section that is not included on this agenda, except to decide whether to place the matter on the agenda of a future meeting. (Government Code sections 11125 and 11125.7(a).)

- III. Discussion and Possible Action to Approve Minutes of the June 12, 2025 Licensing Committee Meeting**

Attachment 1 includes the draft minutes from the June 12, 2025 meeting.

- IV. Discussion of Pharmacy Practice Experience Requirements Pursuant to Business and Professions Code Section 4209, Including Presentations and Possible Action to Make a Recommendation to the Board**

Relevant Law

Business and Professions Code (BPC) section 4209 establishes a requirement for an intern pharmacist to complete 1,500 hours of pharmacy practice experience before applying for the pharmacist licensure examination as specified. Subdivision (d) of the section provides that an applicant for the examination who has graduated after January 1, 2016, from an ACPE (Accreditation Council for Pharmacy Education) accredited college of pharmacy shall be deemed to have satisfied the pharmacy practice experience requirement.

Background

The ACPE is recognized by the US Department of Education as the national agency for the accreditation of professional degree programs in pharmacy. The ACPE Board of Directors approved the new accreditation standards in 2024 with an effective date of July 1, 2025. All pharmacy programs were required to

comply with the [new standards](#) by the effective date. Specifically related to intern hours requirements, the new standards consolidated Introductory Pharmacy Practice Experience (IPPE) and Advanced Pharmacy Practice Experience (APPE) into a new standard, Experiential Learning.

The number of experiential learning hours appears to remain consistent. The standard requires at least 300 hours of IPPE experience including a minimum of 75 IPPE hours in patient care in both the community and hospital/health system settings. The remaining hours may be earned in a variety of pharmacy practice settings that expose students to patient care. In addition, 1440 hours of APPE experience must be earned.

The standards also provide that each APPE rotation must be a minimum of 160 hours. The majority of APPE curriculum must be focused on patient care. The standards specify that APPEs must be completed in the US or its territories and occur in four practice settings:

1. Community pharmacy
2. Ambulatory care
3. Hospital/health system pharmacy
4. Inpatient adult patient care

The standards allow for elective APPEs, with a maximum of 320 hours of non-patient care elective APPEs. Note: Given the standards, it is possible for a student to graduate without completing 1,500 hours of patient care experience.

Over the past few years, members have received comments both during meetings and during events regarding the pharmacy practice experience requirements and suggestions that the Board should reestablish a requirement for an intern pharmacist to complete internship hours outside of the advanced pharmacy practice experience rotations completed as part of the pharmacy education.

For Committee Consideration and Discussion

During the meeting, members will receive three presentations on this issue from the following:

1. Sarah McBane, Associate Dean, University of California Irvine
2. James Scott, PharmD, Former Dean, Touro University
3. Scott Takahashi, PharmD, FCSHP, FASHP

Following the presentations, it may be appropriate for the Committee to discuss if changes to subdivision (d) of BPC section 4209 are appropriate.

V. Discussion of Changes in Pharmacy Law Included in, and Possible Action to Make a Recommendation to the Board Regarding Implementation Activities Regarding, Assembly Bill 1503 (Berman, 2025)

Background

Assembly Bill (AB) 1503 is the Board's sunset measure. As amended, the measure would extend the operations of the Board until January 1, 2030. The measure also includes a number of policy issues raised by the Board in its 2025 Sunset Oversight Review Report. The measure was approved by Governor Newsom on October 1, 2025

Given the comprehensive nature of the measure, significant implementation activities will be required.

For Committee Consideration and Discussion

During the meeting, members will have the opportunity to discuss changes to Pharmacy Law that are included in AB 1503 and recommended implementation activities. Traditionally, education on changes to Pharmacy Law is included in the Board's mandatory online pharmacy law course, detailed in the Board's newsletter, reflected in updated versions of the relevant self-assessment form, and displayed on the Board's website. Given the comprehensive nature of AB 1503, staff recommend development and release of a policy statement regarding implementation, FAQs, and a special edition newsletter.

In addition to the activities described above, provided below are some specific provisions where staff believe additional implementation activities may be appropriate.

New Section 4001.5, Related to a Pharmacy Technician Advisory Committee

Summary: This new section will require the Board to establish an advisory committee to advise and make recommendations to the Board on matters related to pharmacy technicians. The committee shall consist of four licensed pharmacy technicians representing a range of practice settings and two licensed pharmacists, one of which shall be a member of the Board.

Recommended Action: It is recommended that the Board establish the process for appointment to the advisory committee, determine the duration of appointment, and define minimum qualifications. Staff recommend that the Board develop an online process for interested individuals to apply for an appointment. To assist the Committee, below are some suggested criteria for appointment:

1. Currently licensed and in good standing with the Board.
2. Actively engaged in practice as either a pharmacist or a pharmacy technician.

Amended Sections 4016.5, 4210, and 4233, Related to Advanced Pharmacist Practitioners (Formerly Known as Advanced Practice Pharmacists)

Summary: Renames the title "Advanced Practice Pharmacist" to "Advanced Pharmacist Practitioner."

Recommended Action: Pursue a Section 100 change to affected regulations to reflect the new license title. Changes will be required in the following sections of title 16, California Code of Regulations (CCR): 1702, 1702.1, 1706.6, 1730, 1730.1, 1730.2, and 1749.

Note: Under a separate agenda item, the Committee will be discussing potential substantive amendments to title 16, CCR, section 1730.1 related to Application Requirements for Advanced Practice Pharmacist Licensure.

Amended Section 4036 Pharmacist Defined

Summary: Updates the definition of "pharmacist" to provide that the holder of an unexpired and active pharmacist license issued by the board is entitled to practice pharmacy as defined by the chapter, within or outside of a licensed pharmacy.

Recommended Action: With the amended to remove restriction to where a pharmacist can practice, it appears appropriate to determine if it is appropriate to pursue regulations related to remote processing. Staff note that pursuing such a regulation would be consistent with the Board's policy.

Attachment 2a includes possible language that could be used should the Committee and Board determine such action is appropriate.

New Sections 4040.6 and 4102, Related to Self-Assessment Process

Summary: Establishes the self-assessment process in statute.

Recommended Action: Maintain the process of annual updates to the self-assessment forms for review by the appropriate committee and Board prior to finalizing and updating the form. Pursue a Section 100 change to remove regulations establishing the self-assessment process. Changes will be required in the following sections of title 16, CCR: 1715, 1715.1, 1735.1, 1736.1, and 1784.

Amended Sections 4051 and 4052, Related to Standard of Care

Summary: Defines "accepted standard of care" and transitions some provisions for pharmacist-provided health care services to a standard of care practice model, including in the following areas:

1. Furnish epinephrine
2. Furnish FDA-approved or authorized medications for preventative health care services that do not require a diagnosis, including the following:
 - a. Emergency contraception
 - b. Contraception
 - c. Smoking cessation
 - d. Travel medications
 - e. Anti-viral or anti-infective medications

3. Order and interpret tests
4. Furnish medication used to reverse opioid overdose and medication used to treat substance use disorder (e.g. Naloxone)
5. Complete missing information on a prescription for a noncontrolled medication if there is evidence to support the change
6. Initiate and administer immunizations for persons three years of age and older

The law also provides that a pharmacist should not provide a service or function if the pharmacist has made a professional determination that (1) they lack sufficient education, training, or expertise, or access to sufficient patient medical information, to perform the service or function properly or safely; (2) performing or providing the service or function would place a patient at risk; or (3) pharmacist staffing at the pharmacy is insufficient to facilitate comprehensive patient care. Provisions also establish a notification requirement to a patient's primary care provider as specified.

As part of the transition to a standard of care practice model for certain pharmacist-provided health care services, some provisions of law that established prescriptive requirements and/or required pharmacists to follow standardized procedures and protocols have been repealed, for example, former sections 4052.01, 4052.02, 4052.03, 4052.3, 4052.8, and 4052.9.

Recommended Action: Pursue a Section 100 change to repeal several regulations that establish protocols and other prescriptive requirements that are deemed moot by the transition to a standard of care practice model, including the following sections of title 16, CCR: 1746, 1746.1, 1746.2, 1746.3, 1746.4, 1746.5, and 1747. Further, remove the current online training regarding HIV PEP and PrEP.

Note: The Committee may also want to discuss potential changes to title 16, CCR, section 1732.5, Renewal Requirements for Pharmacist, to amend CE requirements related to smoking cessation, travel medication, emergency contraceptive, and vaccinations.

Also, as many questions may arise regarding the transition to a standard of care practice model for certain pharmacist-provided services, **Attachment 2b** is draft policy statement regarding this issue for the Committee's consideration.

Amended Sections 4081 and 4105, Related to Pharmacy Records

Summary: Updates pharmacy records requirements to specify that policies and procedures related to pharmacy personnel and pharmacy operations must also be maintained. Allows all records to be maintained in digitized format subject to specified conditions.

Recommended Action: Develop FAQs to clarify how to operationalize digitizing records.

Amended Section 4111, Related to Ownership Prohibitions

Summary: Updates ownership prohibition to allow for ownership of a pharmacy by a person with whom the person shares a community or other financial interest under specified conditions.

Recommended Action: Update the pharmacy license application and instructions.

Amended Sections 4112, 4113, and 4113.1, Related to Nonresident Pharmacies

Summary: Effective July 1, 2026, updates the requirements for a nonresident pharmacy to include authority for the Board to inspect a nonresident pharmacy and assess a reasonable amount to cover the Board's costs. Further, requires a nonresident pharmacy to designate a California-licensed pharmacist to serve as the pharmacist-in-charge. In addition, updates the medication error reporting requirements for nonresident pharmacies to clarify that only medication errors related to prescriptions dispensed to California residents must be reported.

Recommended Action: Update the nonresident pharmacy license application and instructions. Based on changes in section 4113, update the Change of PIC application forms and instructions. Update the FAQs related to AB 1286 related to medication error reporting.

Amended Section 4113, Related to Pharmacist-in-charge, Staffing

Summary: Provides that the Pharmacist-in-Charge (PIC) shall (instead of may) make staffing decisions at the pharmacy. Requires PIC to determine appropriate pharmacist to technician ratio, which may not exceed 1 pharmacist to 3 pharmacy technicians (1:3).

Recommended Action: Update the FAQs related to AB 1286 related to PIC staffing authority. Update the Board provided PIC education.

Amended Section 4113.6, Related to Chain Community Pharmacy

Summary: Requires a chain community pharmacy to post, in a prominent place for pharmacy personnel, a notice that provides information on how to file a complaint with the Board.

Recommended Action: Develop a sample notice for posting.

Amended Section 4115, Related to Pharmacy Technicians

Summary: Clarifies the authorized duties of a pharmacy technician, increases the pharmacist to pharmacy technician ratio, and establishes authority for pharmacy technicians to perform specified duties outside of a licensed pharmacy.

Recommended Action: Update the FAQs related to AB 1286 reflecting the changes to pharmacy technician authorizations.

Amended Section 4200.5, Related to Retired Pharmacist License

Summary: Establishes provisions for an individual to restore their retired pharmacist license under specified conditions.

Recommended Action: Develop a standardized request form that can be used to facilitate collection of information and fees.

New Section 4317.6, Related to Mail Order Pharmacy

Summary: Establishes provisions to allow the Board to issue fines for up to \$100,000 under specified conditions.

Recommended Action: Include as part of the annual citation and fine presentation, citations issued under the new authority.

Amended Section 4400, Related to Fees

Summary: Establishes authority for the Board to waive the application and renewal fee for a pharmacy providing in-person patient care services in a medically underserved area, as defined.

Recommended Action: Update the pharmacy application and instructions.

VI. Discussion of California Code of Regulations, Title 16, Section 1793.8, Technicians in Hospitals with Clinical Pharmacy Programs, Including Possible Action to Make a Recommendation to the Board Regarding Proposed Amendment to Section 1793.8

Relevant Law

[BPC section 4038](#) defines “pharmacy technician” to mean an individual who assists a pharmacist in a pharmacy in the performance of his or her pharmacy related duties, as specified in BPC section 4115.

[BPC section 4115](#) specifies that a pharmacy technician may perform packaging, manipulative, repetitive, or other nondiscretionary tasks only while assisting, and while under the direct supervision and control of, a pharmacist. Further, this section provides that in a health care facility licensed under subdivision (a) of section 1250 of the Health and Safety Code, a pharmacy technician's duties may include any of the following:

- Packaging emergency supplies for use in the health care facility and the hospital's emergency medical system or as authorized under BPC section 4119.
- Sealing emergency containers for use in the health care facility.
- Performing monthly checks of drug supplies stored throughout the health care facility.

[Title 16, CCR section 1793.2](#) specifies that the term “nondiscretionary tasks” as used in BPC section 4115 includes:

- Removing the drug from stock
- Counting, pouring, or mixing pharmaceuticals
- Placing the product into a container
- Affixing labels to the container
- Packaging and repackaging

[BPC section 4118.5](#) provides authority for a pharmacy technician to perform the task of obtaining an accurate medication profile or list for a high-risk patient under specified conditions.

[Title 16, CCR section 1793.8](#) establishes provisions for a general acute care hospital (as defined in subdivision (a) of Health and Safety Code section 1250) that has an ongoing clinical pharmacy program to allow a pharmacy technician to check the work of another pharmacy technician in connection with the filling of floor and ward stock and unit dose distribution systems under specified conditions.

Background

Beginning in 2022, the Licensing Committee began a comprehensive review of the authorized duties of a pharmacy technician. The Committee's efforts included conducting listening sessions and a pharmacy technician summit. At that time, the listening sessions focused primarily on the community pharmacy setting. Following analysis and consideration by the Board, the Board sought changes to expand the authorized duties of a pharmacy technician. These expanded duties primarily focused on duties a pharmacy technician performs in the outpatient or community pharmacy setting.

During the June 2025 meeting, members received presentations from several hospitals describing the important roles pharmacy technicians play in the inpatient hospital setting. Discussion also suggested that expanding the role of pharmacy technicians in the hospital setting could support expansion of pharmacist clinical services. Further discussion contemplated if the Board should consider taking an approach that deferred to an institution's policies and procedures to define the authorized duties of a pharmacy technician.

For Committee Consideration and Discussion

Continuing its work in assessing authorized duties for pharmacy technicians, during the meeting, the Committee will continue its discussion on proposed changes to the authorized duties established in section 1793.8. To assist with the Committee discussion, **Attachment 3** includes possible regulation language to transition to a model that defers to the PIC's determination and hospital's policies and procedures to determine the authorized duties of a pharmacy technician.

VII. Discussion of Pharmacist to Pharmacy Technician Ratio in the Inpatient Setting, Including Possible Action to Make a Recommendation to the Board Regarding Proposed Amendment to CCR, Title 16, Section 1793.7, Requirements for Pharmacies Employing Pharmacy Technicians

Relevant Law

[BPC section 4115](#) establishes the general conditions under which a pharmacy may use a pharmacy technician. The section provides that the ratio of pharmacists to pharmacy technicians established in subdivision (g) is applicable to all practice settings, except for an inpatient of a licensed health facility, a patient of a licensed home health agency, an inmate of a correctional facility of the Department of Corrections and Rehabilitation, and for a person receiving treatment in a facility operated by other specified state departments.

[Title 16, CCR section 1793.7](#) establishes a ratio of not less than one pharmacist on duty for a total of two pharmacy technicians on duty for the preparation of a prescription for an inpatient of a licensed health facility and for a patient of a licensed home health agency.

Background

In 2024, the Licensing Committee released a survey related to the pharmacist to pharmacy technician ratio. The results of the survey were discussed during the July 2024 Licensing Committee meeting. The survey results differentiated the results between the institutional and noninstitutional settings.

Following discussion of the survey results, the Board included as part of its 2025 Sunset Oversight Review Report a recommended statutory change to increase the ratio in the noninstitutional setting. During the June 2025 Licensing Committee meeting, members initiated discussion on the current pharmacist to pharmacy technician ratio in the institutional setting. During this discussion, members and public comment suggested that the Board should consider providing greater flexibility for hospitals to establish the appropriate pharmacist to pharmacy technician ratio.

For Committee Consideration and Discussion

During the meeting, members will have the opportunity to continue discussion on the ratio established in 16 CCR section 1793.7. To assist the Committee with its discussion, **Attachment 4** includes possible changes to the regulatory language addressing the pharmacist to pharmacy technician ratio in the inpatient setting.

VIII. Discussion of Proposal to Establish Definitions for Pharmacies Based on Business Model

Relevant Law

[BPC section 4037](#) defines a “pharmacy” as an area, place, or premises licensed by the Board in which the profession of pharmacy is practiced and where prescriptions are compounded. “Pharmacy” includes, but is not limited to, any area, place, or premises described in the license issued by the Board wherein controlled substances, dangerous drugs, or dangerous devices are stored, possessed, prepared, manufactured, derived, compounded, or repackaged, and from which the controlled substances, dangerous drugs, or dangerous devices are furnished, sold, or dispensed at retail. The definition also exempts some facilities and drug storage areas.

Background

Generally, the requirements for pharmacies apply equally among a variety of business models, unless otherwise specified. This approach allows for broad regulation and requirements yet can become challenging when business models vary yet requirements many times do not. Within existing law there are several instances where a more specific definition is referenced, but only when applying to a specific provision of the law.

As an example, Pharmacy Law does not currently include a general definition of “chain community pharmacy.” Rather, in specified sections of statute and regulation, the law refers to BPC section 4001 for the definition. **(Note:** BPC section 4001 provides, “For the purposes of this subdivision, a ‘chain community pharmacy’ means a chain of 75 or more stores in California under the same ownership, and an ‘independent community pharmacy’ means a pharmacy owned by a person or entity who owns no more than four pharmacies in California.”)

As another example, Pharmacy Law sometimes refers to applicability of a requirement to “outpatient pharmacies” (see, e.g., BPC section 4076 (a)(11) (B)). In this context, the Board interprets this to mean pharmacies that provide medications to consumers outside of an inpatient setting. However, such references may cause confusion as Pharmacy Law and regulations continue to change.

Different jurisdictions nationally have taken varying approaches, with some jurisdictions (such as Texas) issuing separate licenses for different classes of pharmacy licenses. Nevada issues a [single pharmacy license](#) that covers a variety of different types of business models. Nevada requires disclosure of the types of services.

For Committee Consideration and Discussion

During the meeting, members will have the opportunity to discuss the issue and determine if it may be appropriate to establish definitions that reflect various business models. If the Committee and Board determine it is appropriate to

establish such definitions, staff will draft proposed language for consideration at a future meeting.

IX. Discussion of Infusion Center Pharmacies, Including Discussion of Possible Changes to Pharmacy Law to Create a New Licensing Program

Relevant Law

[BPC section 4028](#) defines “licensed hospital” as an institution, place, building, or agency that maintains and operates organized facilities for one or more persons for the diagnosis, care, and treatment of human illnesses to which persons may be admitted for overnight stay, and includes any institution classified under regulations issued by the State Department of Public Health as a general or specialized hospital, as a maternity hospital, or as a tuberculosis hospital.

[BPC section 4029](#) states that “hospital pharmacy” means and includes a pharmacy, licensed by the Board, located within any licensed hospital, institution, or establishment that maintains and operates organized facilities for the diagnosis, care, and treatment of human illnesses to which persons may be admitted for overnight stay and that meets all of the requirements of this chapter and the rules and regulations of the Board. The section further establishes that a hospital pharmacy may include a pharmacy located in any physical plant that is regulated under the license of a general acute care hospital under specified conditions. Further, this section also defines a “hospital satellite compounding pharmacy” as an area licensed by the Board to perform sterile compounding that is separately licensed by the Board to perform that compounding and is located outside of the hospital in another physical plant that is regulated as a general acute care hospital.

[BPC section 4037](#) defines a “pharmacy” as an area, place, or premises licensed by the Board in which the profession of pharmacy is practiced and where prescriptions are compounded. “Pharmacy” includes, but is not limited to, any area, place, or premises described in the license issued by the Board wherein controlled substances, dangerous drugs, or dangerous devices are stored, possessed, prepared, manufactured, derived, compounded, or repackaged, and from which the controlled substances, dangerous drugs, or dangerous devices are furnished, sold, or dispensed at retail. The definition also exempts some facilities and drug storage areas.

Background

Infusion center pharmacies are not separately defined in Pharmacy Law. Such pharmacies fall within the definition established in BPC section 4037 and may be operated by a pharmacy or hospital pharmacy. Infusion center pharmacies encompass pharmacies that provide medications for infusions at a health care facility. Generally, these medications are administered via intravenous infusion to a patient by a health care provider.

The Board has received comments that the Board's current requirements for pharmacies create barriers to patient care for pharmacies that act as infusion pharmacies.

For Committee Consideration and Discussion

During the meeting, it may be appropriate for the Committee to consider this issue and receive input from stakeholders on the perceived barriers patients face when receiving care from infusion pharmacies.

X. Discussion of Application Requirements for Advanced Practice Pharmacist Licensure, Including Possible Action to Make a Recommendation to the Board Regarding Proposed Amendment to CCR, Title 16, Section 1730.1

Relevant Law

[BPC section 4016.5](#) defines Advanced Practice Pharmacist (APH) as a licensed pharmacist who has been recognized by the Board pursuant to BPC section 4210. Such an individual is entitled to practice advanced practice pharmacy as defined on BPC section 4052.6.

[BPC section 4052.6](#) establishes the general scope of practice for an APH to include

1. Perform patient assessments.
2. Order and interpret drug therapy-related tests.
3. Refer patients to other health care providers.
4. Participate in the evaluation and management of diseases and health conditions in collaboration with other health care providers.
5. Initiate, adjust, or discontinue drug therapy.

BPC section 4210 establishes the requirements for recognition as an APH, which requires an individual to satisfy two of three specified criteria, including providing clinical services to patients for at least one year under a collaborative practice agreement or protocol with a physician, APH, pharmacist practicing collaborative drug therapy management, or health system.

[16 CCR section 1730.1](#) further defines the application requirements for APH licensure. Subdivision (a)(3) further specifies the acceptable experience that may be earned under a collaborative practice agreement (CPA) or protocol. The subdivision specifically provides that the experience earned under a CPA must include initiating, adjusting, modifying, or discontinuing drug therapy of patients.

Background

Since implementation of the Board's APH licensure program, the Board has performed post implementation review to evaluate barriers to licensure. Given

the scope of practice for an APH expands beyond initiating, adjusting, and discontinuing therapy, it may be appropriate to consider if changes to the requirements in 16 CCR section 1730.1(a)(3) are necessary to more accurately reflect relevant experience earned as part of a CPA in preparation for APH license.

For Committee Discussion and Consideration

During the meeting, members will have the opportunity to recommend changes to section 1730.1(a)(3).

Attachment 5 includes a copy of proposed language for the Committee's consideration. Staff note that effective January 1, 2026, conforming changes to the title of the advanced pharmacist practitioner will also be required.

XI. Presentation on and Discussion Regarding Results of Pharmacist and Pharmacy Technician Workforce Surveys

Background

As part of the Board's last sunset review, the Board committed to conducting a survey to gain a better understanding of working conditions. The Board completed a workforce study in 2021. The [results](#) of the study were released in December 2021.

Since that time, the Board sponsored legislation, AB 1286 (Haney, Chapter 470, Statutes of 2023), that sought to address some of the working condition issues raised by the initial survey results.

During its October 2024 meeting, members determined it was appropriate to release a new survey to gain a better understanding of current working conditions in the community pharmacy setting. The Board determined that it would be appropriate to release a survey soliciting feedback from pharmacists and a second survey soliciting feedback from pharmacy technicians.

Board staff again partnered with experts with the Office of Professional Examination Services to prepare the results of the survey.

For Committee Consideration and Discussion

During the meeting, members will receive a brief presentation on the results of the surveys.

XII. Discussion of Licensing Statistics

Licensing statistics for the first 3 months of FY 2025/26 (July 1, 2025 – September 30, 2025) and three year fiscal year comparison data are provided in **Attachment 6**.

During the timeframe, the Board has received 4,443 initial applications, including:

- 988 intern pharmacists
- 668 pharmacist exam applications (267 new, 401 retake)
- 73 advanced practice pharmacists
- 1,601 pharmacy technicians
- 73 community pharmacy license applications (5 chain, 68 nonchain)
- 9 sterile compounding pharmacy license applications (8 LSC, 1 NSC, 0 SCP)
- 36 nonresident pharmacy license applications
- 1 hospital pharmacy license applications

During the timeframe, the Board has received 2 requests for temporary individual applications (Military Spouses/Partners), including:

- 2 temporary pharmacy technicians

During the timeframe, the Board has received 105 requests for temporary site license applications, including:

- 57 community pharmacy license applications
- 6 sterile compounding pharmacy license applications
- 19 nonresident pharmacy license applications
- 0 hospital pharmacy license applications

During the timeframe, the Board has issued 2,865 individual licenses, including:

- 771 intern pharmacists
- 618 pharmacists
- 28 advanced practice pharmacists
- 1,324 pharmacy technicians

During the timeframe, the Board has issued 3 temporary individual applications (Military Spouses/Partners), including:

- 2 temporary pharmacy technicians
- 1 temporary pharmacist

During the timeframe, the Board has issued 120 site licenses without temporary license requests, including:

- 44 automated drug delivery systems (33 AUD, 11 APD)
- 26 community pharmacies
- 0 hospital pharmacy

During the timeframe, the Board has issued 609 temporary site licenses, including:

- 553 community pharmacies
- 5 hospital pharmacies

Site Application Type	Application Processing Times as of 6/2/2025	Application Processing Times as of 10/1/2025	Deficiency Mail Processing Times as of 6/2/2025	Deficiency Mail Processing Times as of 10/1/2025
Pharmacy	33	32	49	33
Nonresident Pharmacy	34	35	61	34
Sterile Compounding	33	7	52	43
Nonresident Sterile Compounding	13	Current	95	43
Outsourcing	Current	Current	Current	Current
Nonresident Outsourcing	Current	Current	18	Current
Hospital Satellite Compounding Pharmacy	45	Current	Current	Current
Hospital	27	7	Current	Current
Clinic	24	41	32	25
Wholesaler	12	39	46	65
Nonresident Wholesaler	31	39	62	71
Third-Party Logistics Provider	Current	Current	32	Current
Nonresident Third-Party Logistics Provider	39	25	45	Current
Automated Drug Delivery System	Current	20	Current	Current
Automated Patient Dispensing System	Current	Current	Current Combined with ADD	Current Combined with ADD
Emergency Medical Services Automated Drug Delivery System	Current	Current	Current Combined with ADD	Current Combined with ADD

XIII. Advisement of Future Committee Meeting Dates

- January 8, 2026
- April 15, 2026
- June 11, 2026
- October 7, 2026

XIV. Adjournment

Attachment 1



California State Board of Pharmacy
2720 Gateway Oaks Drive, Suite 100
Sacramento, CA 95833
Phone: (916) 518-3100 Fax: (916) 574-8618
www.pharmacy.ca.gov

Business, Consumer Services and Housing Agency
Department of Consumer Affairs
Gavin Newsom, Governor



**California State Board of Pharmacy
Department of Consumer Affairs
DRAFT Licensing Committee Meeting Minutes**

Date: June 12, 2025

Location: OBSERVATION AND PUBLIC COMMENT IN PERSON:
California State Board of Pharmacy
2720 Gateway Oaks Drive,
First Floor Hearing Room
Sacramento, CA 95833

California State Board of Pharmacy staff members were present at the observation and public comment location. All Committee members participated from remote locations via Webex.

PUBLIC PARTICIPATION AND COMMENT FROM A REMOTE LOCATION: Webex

Board Members

Present via Webex: Seung Oh, PharmD, Licensee Member, Chairperson
Trevor Chandler, Public Member, Vice Chairperson
Renee Barker, PharmD, Licensee Member
Jessi Crowley, PharmD, Licensee Member
Satinder Sandhu, PharmD, Licensee Member
Claudia Mercado, Public Member

Staff Present: Anne Sodergren, Executive Officer (via Webex)
Julie Ansel, Deputy Executive Officer
Corinne Gartner, DCA Counsel
Debbie Damoth, Executive Specialist Manager

I. Call to Order, Establishment of Quorum, and General Announcements

Chairperson Oh called the meeting to order at approximately 9:02 a.m. President Oh welcomed Claudia Mercado as the newest appointee to the Board and the Committee.

Chairperson Oh reminded everyone that the Board is a consumer protection agency charged with administering and enforcing Pharmacy

Law. Department of Consumer Affairs' staff provided instructions for participating in the meeting.

Roll call was taken. The following members were present via Webex: Trevor Chandler, Public Member; Renee Barker, Licensee Member; Jessi Crowley, Licensee Member; Satinder Sandhu, Licensee Member; Claudia Mercado, Public Member; and Seung Oh, Licensee Member. A quorum was established.

Dr. Oh reminded Committee members to remain visible with cameras on throughout the open portion of the meeting. Dr. Oh advised if members needed to temporarily turn off their camera due to challenges with internet connectivity, they must announce the reason for their nonappearance when the camera was turned off.

Dr. Oh requested staff send out a link to all Board members when the livestream of the meeting is available to ensure members that are interested have an opportunity to review the meeting prior to the June 19 Board meeting.

II. Public Comments on Items Not on the Agenda/Agenda Items for Future Meetings

Members of the public participating from Sacramento were provided the opportunity to comment, however, no comments were made.

Members of the public participating via Webex were provided the opportunity to comment. A member of the public requested information about timelines for licensure.

Members were provided the opportunity to comment. Member Mercado requested information on timelines at future meetings. Dr. Oh noted that the Licensing Committee meeting materials regularly contain information on processing times.

III. Approval of the October 17, 2024 Licensing Committee Meeting Minutes

The draft minutes of the October 17, 2024 Licensing Committee meeting were presented for review and approval.

Members were provided the opportunity to comment; however, no comments were made.

Motion: Approve the October 17, 2024 Licensing Committee meeting minutes as presented in the meeting materials.

M/S: Chandler/Sandhu

Members of the public in Sacramento and via Webex were provided the opportunity to comment; however, no comments were made.

Support: 6 Oppose: 0 Abstain: 0 Not Present: 0

Board Member	Vote
Barker	Support
Chandler	Support
Crowley	Support
Oh	Support
Sandhu	Support
Mercado	Support

IV. Discussion and Consideration of Title 16, California Code of Regulations, Section 1793.8, Technicians in Hospitals with Clinical Pharmacy Programs, including Presentations

Chairperson Oh indicated that the Committee would receive presentations from several health systems describing the roles pharmacy technicians fulfill in their respective hospitals. The meeting materials summarized relevant provisions of pharmacy law and the actions the Board has undertaken to evaluate the critical role pharmacy technicians play in supporting pharmacists as well as changes made to the authorized functions of pharmacy technicians.

a. Janjri Desai, PharmD, MBA, DPLA, Executive Director – Pharmacy Services, Stanford Health Care

Dr. Oh welcomed Janjri Desai, PharmD, and Evelyn Talbert, Inpatient Pharmacy Technician Manager with Stanford Health Care.

Dr. Desai provided historical context on the role of a pharmacy technician including prepacking, sterile and nonsterile compounding,

and maintaining and restocking floor stock, and discussed the growing complexity of the healthcare landscape leading to new roles for technicians. As pharmaceutical costs rise to unprecedented levels, processes such as prior authorizations and patient assistance programs have become essential to ensuring medication access and affordability. These workflows are often highly manual and require specialized knowledge. Pharmacy technicians are uniquely positioned to support these efforts. Additionally, increasingly stringent compliance requirements are being implemented which allow more opportunities for technicians to contribute across the health system.

Ms. Talbert discussed how Stanford utilizes technicians to place orders, receive and restock medications, compound sterile and nonsterile medications, scan and load automated dispensing cabinets, and use Tech-check-Tech to check packaged medications and Kitcheck to prepare operating room boxes and anesthesia workstations. Stanford also uses “chain of custody” technicians to help nurses identify the location of medication within floor units. Technicians also perform medication histories, submit prior authorizations, help address insurance issues, and explore patient assistance programs to address costs, as well as troubleshoot automation systems, develop and monitor ADC reports to optimize inventory and limit waste, and support more efficient procurement practices.

Dr. Desai foresees there will be more opportunities for technicians to be patient facing.

Members were provided the opportunity to comment. Members noted the importance of pharmacy technicians cannot be overstated and requested all presenters provide their opinions on the current pharmacist to technician ratio.

Dr. Desai felt that with all the advances in technology and the growing role of technicians, there is an opportunity to loosen the ratio. However, there may be valid reasons to consider different ratios in different settings. In addition, supervision should be better defined as roles evolve

now that there is barcode scanning, tech-check-tech, and other automations.

Members also asked about the scope of work done at Stanford. Dr. Desai noted Stanford inpatient has about 632 licensed beds and is constantly at capacity. Stanford has six infusion centers of varying sizes, three ambulatory surgery centers, and approximately 400 ambulatory clinics, as well as a hybrid retail and specialty pharmacy.

Technology is tested and audits run to ensure the technology is performing appropriately. Most technologies have their own reporting tools used for error mitigation.

Dr. Desai discussed how Stanford manages drug shortages and how they work with patients and prescribers, as well as the challenges with payor preferences steering patients away from health systems to their own integrated specialty pharmacies or infusion pharmacies causing a significant fragmentation in care. Dr. Desai explained that technicians assist with benefits verification and apply for patient assistance programs to get the medications covered for the patient. If that fails, then there is a handoff to an external pharmacy.

Members asked if Dr. Desai felt technicians currently had sufficient certification requirements and education or whether a different type of certification would be needed. Dr. Desai noted it would be challenging to provide an automation certification due to the number of vendors and different technologies. Stanford designates "super users" who become in-house trainers.

Ms. Talbert noted that when Omnicell and Box Picker were purchased, the vendors provided trainings, however, it is up to the hospital to develop training for staff. When asked about technicians working only in specific areas, Ms. Talbert explained the hospital does have level designations for technicians, however, all technicians must be trained to provide cross coverage in all areas.

Members requested the number of prescriptions filled daily at Stanford to help understand the workload technicians are supporting and whether they could provide the number of technicians who are PTCB certified, even though it may not be required for the role. Ms. Talbert noted that although they do not require certification, once a technician is assigned as a level three technician, they do need to become PTCB certified and must hold a specialized certificate. Ms. Talbert noted that most of the technicians are certified.

Dr. Desai noted Stanford verified an average of 10,000 orders per day across the health system and dispensed an average of 22,000 doses per day in the inpatient setting and approximately 5,000 doses a day at ambulatory sites. These numbers did not include the significant volumes in licensed IV rooms and infusion centers.

Members of the public in Sacramento were provided the opportunity to comment; however, no comments were made.

Members of the public participating via Webex were provided the opportunity to comment. A member of the public indicated that DSCSA is challenging and requested clarification on how cumbersome it is to use the barcodes that are generated for the medication that is dispensed. Stanford noted that compliance with DSCSA has slowed things down. A pharmacy technician thanked the committee for reviewing the matter and appreciated the roles pharmacy technicians could do and requested pharmacists attend interviews along with HR staff.

- b. Dr. Rita Shane, PharmD, FASHP, FCSHP, Vice-President, Chief Pharmacy Officer, Cedars-Sinai Medical Center

Dr. Oh next introduced Dr. Rita Shane, Vice President and Chief Pharmacy Officer with Cedars-Sinai Medical Center.

Dr. Shane provided an overview of the history of pharmacy technician roles within Cedars-Sinai. Cedars-Sinai Medical Center has developed

a comprehensive career ladder for technicians, promoting professional growth and competency. An overview of the process used to assess competency was discussed as well as the career ladder used within their organization. Dr. Shane noted that some pharmacy technicians support other key functions that are not part of the dispensing process such as seeking prior authorization and follow-up for patients post-discharge.

Dr. Shane reviewed national initiatives supporting technician development and advancement and discussed growing needs and opportunities for pharmacy technicians to support patients more directly, especially vulnerable patients. An example of an expanded role could be pharmacy technicians providing medication safety to nurses as well as quarterly check-ins with patients.

Members were provided the opportunity to comment. An inquiry was made to determine if the hospital had encountered challenges in recruiting pharmacy technicians. Dr. Shane noted they screen many pharmacy technician applicants and utilize educational fairs where they conduct initial interviews. Candidates who pass the initial screening are then scheduled for subsequent interviews.

Members questioned if the advancements of pharmacy technicians could be infringing on responsibilities of pharmacists and discussed technician wages, staffing ratios, and concerns regarding cost savings associated with employing pharmacy technicians in place of higher-paid pharmacists. Dr. Shane noted that technician advancements are enabling pharmacists to advance their roles and felt there was higher pharmacist burnout in the retail sector and by having technicians to help support the work, the pharmacists could have more patient interactions which could make the job more fulfilling. Technicians could engage with patients with post discharge follow up calls as well as pre and post discharge medication administration records and utilize system supports for patients. Information that is shared could be triaged to the pharmacist. Dr. Shane indicated that the supervision ratio for technicians directly involved in the medication-use process may differ

from the ratio required for technicians supporting medication safety initiatives.

Members of the public in Sacramento were provided the opportunity to comment; however, no comments were made.

Members of the public participating via Webex were provided the opportunity to comment. A member of the public noted that pharmacy technicians are integral to workforce development and the challenge is each entity has its own credentialing and career ladders for professional development.

Dr. Shane noted that at one point Cedars-Sinai had developed a pharmacy technician residency program, however, due to resource constraints it was sunsetted, but spoke in support of the concept to advance technician roles.

- c. Charles E. Daniels, BS Pharm, PhD, Chief Pharmacy Officer and Associate Dean, UC San Diego Health

Dr. Oh then introduced Charles Daniels, Chief Pharmacy Officer and Associate Dean of UC San Diego Health and Dr. Nancy Yam, Associate Chief Pharmacy Officer for Acute Care Pharmacy at UC San Diego Health.

Dr. Daniels discussed the Practice Advancement Initiative 2030 from the American Society of Health-System Pharmacists which includes expanding the role of pharmacy technicians. UC San Diego Health uses the same advance practice role activities referenced in earlier presentations.

Dr. Yam discussed the ways technicians contribute to patient care in UCSD including sterile compounding, managing and maintaining stock including inventory in automated unit dose systems (AUDS), filling patient specific orders, and controlled substance distribution and the technician's role in quality assurance. Technicians are doing "Best

Possible Medication Histories (BPMH)" reviewing histories, consulting with patients and validating findings with the pharmacist allowing pharmacists to do other advanced practice activities.

Members were provided the opportunity to comment. In response to a question from one member, Dr. Yam discussed how technicians can bridge the gap between the operational and the clinical performance.

Members of the public in Sacramento were provided the opportunity to comment; however, no comments were made.

Members of the public participating via Webex were provided the opportunity to comment. A member of the public commented that the newest regulatory trend across America is called the tech delegation model which allows the pharmacist on duty to delegate to a tech any function the tech is appropriately trained, educated, and supervised to provide. It includes a list of prohibited acts such as DUR and counseling and indicated there is variability among state approaches. The commenter requested that the Board consider giving pharmacists the flexibility to use their professional judgement to allow for delegated task lists with the safety of prohibitions.

The Committee took a break from 11:08 a.m. to 11:30 a.m.

Roll call was taken. The following members were present via Webex: Trevor Chandler, Public Member; Renee Barker, Licensee Member; Claudia Mercado, Public Member; Satinder Sandhu, Licensee Member; and Seung Oh, Licensee Member. A quorum was established.

- d. Dr. Doug O'Brien, PharmD, Vice President Acute Care and Infusion Pharmacy Program, Kaiser Permanente Enterprise Pharmacy

Dr. Oh introduced the final presenter, Dr. Doug O'Brien, Vice President Acute Care and Infusion Pharmacy Program, Kaiser Permanente Enterprise Pharmacy.

Dr. O'Brien provide background on the scope and size of Kaiser Permanente which has 37 hospitals in California. They see over 6000 patients a day, administer approximately 35 million medications a year, and verify approximately 50 million orders a year.

Pharmacy technicians are critical to their services, and they maximize pharmacy technicians to work at the top of their license to allow for pharmacists to provide more enhanced clinical programs.

Kaiser focuses on taking the human factor out of the drug distribution process and utilizes technology such as barcode scanning and RFID technology to eliminate human error and noted that technology reduced reported medication error rates in their hospitals by 50%. Kaiser also utilizes a high-definition camera that technicians use to photograph things such as the bag an oncology drug will be going in to, vials, and even syringes. The high-definition camera can tell how many milliliters to the tenth are being injected into the bag and the pictures are embedded into the EPIC electronic medical record provider.

Technicians are the backbone of the drug distribution system and help maximize the ability for pharmacists to provide clinical services. Kaiser also has a technician career ladder. Technicians will continue to expand their roles allowing pharmacists to practice at the top of their license.

Members were provided the opportunity to comment. A member asked if automation resulted in less positions for pharmacists and was advised that pharmacists are being added to perform more clinical functions such as antimicrobial stewardship. It has allowed pharmacists to contribute more as a member of the patient care team. New roles have developed for pharmacy technicians including drug histories, diversion monitoring programs, analytics, and centralized purchasing.

Members of the public participating in Sacramento and via Webex were provided the opportunity to comment; however, no comments were made.

Members were provided the opportunity to comment. Members noted the presentations were fantastic and helpful to learn what technicians

are doing in the institutional setting and noted the Committee should review the limitations in the current regulations. Additionally, members were interested in learning more about the technician delegation model mentioned. A member noted it appeared that expanding what technicians do will support expansion of pharmacist clinical services and suggested an approach could be to defer to the institution's policies, procedures, and training programs for safeguards as they vary site to site. A member noted that not all pharmacists are clinical. There are expanded roles for operational-focused pharmacists who are overseeing techs and responsible for AUDS and controlled substances and managing technicians in those areas.

V. Discussion and Consideration of Pharmacist to Pharmacy Technician Ratio in the Inpatient Setting

Dr. Oh recalled in 2024 the Board released a survey related to the pharmacist to pharmacy technician ratio. The results, which were discussed during the July 2024 Licensing Committee Meeting, differentiated the data between the institutional and noninstitutional settings. Because the ratio in the noninstitutional setting is set in statute, the Board prioritized its assessment of the ratio in that setting to meet timing of the Sunset Review process. Today, the Committee begins its review of the ratio for the institutional setting, which is established in the Board's regulations. The pharmacist-to-pharmacy technician ratio is a critical component in ensuring both operational efficiency and patient safety within hospital and health-system pharmacies.

Dr. Oh noted that although the Board's regulation has established a fixed ratio, he believed it is appropriate to consider if changes, particularly in acute care and high-volume hospital settings, are appropriate. Further, any changes to the current ratio structure must carefully balance the need for operational adaptability with the Board's fundamental responsibility to protect the health and welfare of California consumers.

Dr. Oh noted that, at this time, the Board's sunset bill proposed to allow for an increase in the pharmacist to pharmacy technician ratio of up to 1:4 with the actual ratio for a specific pharmacy being established by the PIC. Dr. Oh indicated the model suggested in the legislation may be an appropriate model for the Committee to consider in institutional settings as well.

Members were provided the opportunity to comment. Members spoke in support of flexibility as institutional sizes vary, and of allowing the PIC to retain the final decision ensuring workplace and patient safety.

Members of the public in Sacramento were provided the opportunity to comment; however, no comments were made.

Members of the public participating via Webex were provided the opportunity to comment. A pharmacy technician spoke in support of the current ratio and noted it shows the skills of the people who are qualified no matter how fast paced the location. A member of the public expressed support for increasing the number of pharmacy technicians to optimize pharmacists, establish respected and meaningful roles for technicians, and support continued advancement opportunities. A member of the public thanked the Board for its attention to this topic and its continued work on the issue.

VI. Discussion and Consideration of Proposed Changes to Application Questions for Individual Licenses

Due to time constraints, the topic was not discussed.

VII. Presentation, Discussion, and Consideration of Results of Pharmacist and Pharmacy Technician Workforce Surveys

Due to time constraints, the topic was not discussed.

VIII. Discussion and Consideration of Committee's Strategic Goals

Due to time constraints, the topic was not discussed.

IX. Discussion and Consideration of Licensing Statistics

Due to time constraints, the topic was not discussed. Dr. Oh noted the statistics can be found in the meeting materials.

X. Future Committee Meeting Dates

The next Licensing Committee meeting was currently scheduled for October 15, 2025.

XI. Adjournment

The meeting adjourned at 12:37 p.m.

Attachment 2a

DEPARTMENT OF CONSUMER AFFAIRS

Title 16. Board of Pharmacy

Proposed Regulatory Language

Remote Processing

Proposal to Add CCR section 1717.11 to Division 17 of Title 16 of the California Code of Regulations to read as follows:

§1717.11 Remote Processing

- (a) A pharmacist located and licensed in the state may perform remote processing of prescriptions, from a location outside of a licensed facility, under the following conditions:
 - (1) The pharmacy is responsible for ensuring all appropriate and necessary security and confidentiality provisions are in place, including compliance with HIPAA requirements, and specified in its policies and procedures.
 - (2) The pharmacist has agreed to perform remote processing and designates the space to perform such processing in a written agreement with the pharmacy. Such space shall be open for inspection by the Board consistent with the provisions of Business and Professions Code section 4008.
 - (3) The written agreement (including modifications) required in (a)(2) of this section shall be maintained, for at least three years following the pharmacist's employment, in a readily retrievable format and shall be available for inspection by the Board.
 - (4) A pharmacy shall maintain a record of all the pharmacist's activities performed pursuant to this section.
- (b) For purposes of this section, "remote processing of prescriptions"
 - (1) Includes order entry, other data entry, performing prospective drug utilization review, performing therapeutic interventions, and other duties as approved by the pharmacist-in-charge and specified in the pharmacy's policies and procedures.
 - (2) Does not include final product verification, supervision of pharmacy personnel, or the dispensing of a drug.

Authority cited: Sections 4005 and 4036, Business and Professions Code. Reference: Sections 4005, 4008 and 4036, Business and Professions Code.

Attachment 2b

The California State Board of Pharmacy wishes to provide licensees with information on its policy related to implementation of provisions contained within Assembly Bill 1503 (Berman, Chapter 196, Statutes of 2025) related to the transition to a standard of care practice model for certain pharmacist-directed patient care services.

This transition builds upon efforts included in Assembly Bill 1286 (Haney, Chapter 470, Statutes of 2023) that underscore pharmacist autonomy in exercising professional judgement, as well as the Board's evaluation of opportunities for improved patient care through a transition to a standard of care practice model for pharmacists.

AB 1503 provides further progression of pharmacist-provided patient care services initially established under prior law, including Senate Bill 493 (Hernandez, Chapter 469, Statutes of 2013), which took a largely prescriptive approach and required pharmacists to follow a standardized protocol that specified the practice requirements to provide the service. Under the new changes in AB 1503, these prescriptive requirements are removed in favor of a standard of care approach pursuant to which pharmacists may provide a service or activity authorized in Business and Professions Code (BPC) section 4052 (and certain other enumerated provisions of the BPC) consistent with the degree of care a prudent and reasonable California-licensed pharmacist, with similar education, training, experience, resources, and setting, would exercise in a similar situation.

As amended by AB 1503, BPC section 4052 makes clear, however, that a pharmacist is not obligated to perform or provide a service or function authorized by that section if the pharmacist has made a professional determination that any of the following apply:

- (1) The pharmacist lacks sufficient education, training, or expertise, or access to sufficient patient medical information, to perform the service or function properly or safely.
- (2) Performing or providing the service or function would place a patient at risk.
- (3) Pharmacist staffing at the pharmacy is insufficient to facilitate comprehensive patient care.

To promote and to respect the standard of care practice model, the Board does not intend to provide guidance on how pharmacists are to perform the functions authorized in BPC section 4052. Rather, it will be the responsibility of each pharmacist to determine whether they have sufficient education, training, experience, resources, and setting to perform authorized duties.

As an example, BPC section 4052(a)(10)(A) authorizes pharmacists to furnish FDA-approved or authorized medications as part of preventative health care services that do not

require a diagnosis, including any of the following: emergency contraception, contraception, smoking cessation, travel medication, and anti-viral or anti-infective medications. As practicing pharmacists, you will determine what is the most appropriate therapy for patients in need of these services. In addition, pharmacists will be expected to provide the services consistent with the accepted standard of care, i.e., the degree of care a prudent and reasonable California-licensed pharmacist, with similar education, training, experience, resources, and setting, would exercise in a similar situation.

This change for pharmacist practice is consistent with pharmacist education, training, and experience and removes barriers to care patients face. The Board understands this will bring many questions, but expects that pharmacists will rely on their professional judgement when providing these patient care services, similar to the approach used in so many other aspects of pharmacy practice, such as corresponding responsibility. The Board looks forward to closing gaps in patient access that currently exist within our healthcare environment that this transition to a more robust standard of care practice model will achieve.

Draft 10.9.2025

Attachment 3

Proposal to Amend CCR section 1793.8 of Division 17 of Title 16 of the California Code of Regulations to read as follows:

§ 1793.8. Technicians in Hospitals with Clinical Pharmacy Programs.

(a) In addition to the duties described in Business and Professions Code section 4115 and section 1793.2 of this division, A a general acute care hospital, as defined in Health and Safety Code section 1250(a), that has an ongoing clinical pharmacy program, may allow pharmacy technicians to perform such other nondiscretionary tasks, as determined appropriate by the hospital's pharmacist-in-charge and set forth in the hospital's policies and procedures, under the following conditions. ~~to check the work of other pharmacy technicians in connection with the filling of floor and ward stock and unit dose distribution systems for patients admitted to the hospital whose orders have previously been reviewed and approved by a licensed pharmacist.~~

(1) Only inpatient hospital pharmacies as defined in Business and Professions Code section 4029(a) that maintain a clinical pharmacy services program as described in Business and Professions Code section 4052.1 may have a technician performing such tasks. ~~checking technician program as described.~~ The pharmacy shall have on file a description of the clinical pharmacy program ~~prior to initiating a technician checking technician program.~~

~~(1) This section shall only apply to acute care inpatient hospital pharmacy settings.~~

(2) Hospital pharmacies that have a technician performing the tasks ~~checking technician program~~ shall deploy pharmacists to the inpatient care setting to provide clinical services.

(b) Compounded or repackaged products must have been previously checked by a pharmacist and then may be used by the technician to fill unit dose distribution systems, and floor and ward stock.

(c) To ensure quality patient care and reduce medication errors, programs that use pharmacy technicians to check the work of other pharmacy technicians pursuant to this section must include the following components:

(1) The overall operation of the program shall be the responsibility of the pharmacist-in-charge.

(2) The program shall be under the direct supervision of a pharmacist and the parameters for the direct supervision shall be specified in the facility's policies and procedures.

(3) The pharmacy technician who performs the checking function has received specialized and advanced training as prescribed in the policies and procedures of the facility.

(4) To ensure quality there shall be ongoing evaluation of programs that use pharmacy technicians to check the work of other pharmacy technicians.

Credits

Note: Authority cited: Sections 4005 and 4115, Business and Professions Code. Reference: Sections 4005, 4052.1 and 4115, Business and Professions Code.

Attachment 4

DEPARTMENT OF CONSUMER AFFAIRS

Title 16. Board of Pharmacy

Requirements for Pharmacies Employing Pharmacy Technicians

Proposal to Amend CCR section 1793.7 of Division 17 of Title 16 of the California Code of Regulations to read as follows:

§ 1793.7. Requirements for Pharmacies Employing Pharmacy Technicians.

- (a) Except as otherwise provided in section 1793.8, any function performed by a pharmacy technician in connection with the dispensing of a prescription, including repackaging from bulk and storage of pharmaceuticals, must be verified and documented in writing by a pharmacist. Except for the preparation of prescriptions for an inpatient of a hospital and for an inmate of a correctional facility, the pharmacist shall indicate verification of the prescription by initialing the prescription label before the medication is provided to the patient.
- (b) Pharmacy technicians must work under the direct supervision of a pharmacist and in such a relationship that the supervising pharmacist is fully aware of all activities involved in the preparation and dispensing of medications, including the maintenance of appropriate records.
- (c) A pharmacy technician must wear identification clearly identifying him or her as a pharmacy technician.
- (d) Any pharmacy employing or using a pharmacy technician shall develop a job description and written policies and procedures adequate to ensure compliance with the provisions of Article 11 of this Chapter, and shall maintain, for at least three years from the time of making, records adequate to establish compliance with these sections and written policies and procedures.
- (e) A pharmacist shall be responsible for all activities of pharmacy technicians to ensure that all such activities are performed completely, safely and without risk of harm to patients.
- (f) For the preparation of a prescription for an inpatient of a licensed health facility and for a patient of a licensed home health agency, the pharmacist to pharmacy technician ratio shall be established by the pharmacist-in-charge. not be less than one pharmacist on duty for a total of two pharmacy technicians on duty. Pursuant to Business and Professions Code section 4115(g)(1), this ratio shall not apply to the preparation of a prescription for an inmate of a correctional facility of the Department of Youth Authority or the Department of

Corrections and Rehabilitation, or for a person receiving treatment in a facility operated by the ~~State Department of Mental Health~~ State Hospitals, the State Department of Developmental Services, or the Department of Veterans Affairs.

Note: Authority cited: Sections 4005, 4007, 4038, 4115 and 4202, Business and Professions Code. Reference: Sections 4005, 4007, 4038, 4115 and 4202, Business and Professions Code.

Attachment 5

DEPARTMENT OF CONSUMER AFFAIRS

Title 16. Board of Pharmacy

Application Requirements for Advanced Practice Pharmacist Licensure

Proposal to Amend CCR section 1730.1 of Division 17 of Title 16 of the California Code of Regulations to read as follows:

§ 1730.1. Application Requirements for Advanced Practice Pharmacist Licensure.

(a) For purposes of Business and Professions Code section 4210, an applicant for advanced practice pharmacist licensure must satisfy two of the following subsections.

(1) Demonstrate possession of a current certification as specified in Business and Professions Code section 4210, subdivision (a)(2)(A)(i), by providing either:

(A) A copy of the certification award that includes the name of the applicant pharmacist, the area of specialty and date of completion, or

(B) A letter from the certification program confirming the award of the certification that includes the name of the applicant pharmacist, the area of specialty and the date of completion.

(2) Demonstrate completion of a postgraduate residency earned in the United States through an accredited postgraduate institution as specified in Business and Professions Code section 4210, subdivision (a)(2)(A)(ii), by providing either:

(A) A copy of the residency certificate awarded by the postgraduate institution that includes the name of the applicant pharmacist, the area of specialty, and dates of participation and completion, or

(B) A letter of completion of a postgraduate residency, signed by the dean or residency program director of the postgraduate institution and sent directly to the board from the postgraduate institution, that lists the name of the applicant pharmacist, the area of specialty, and the dates of participation and completion. For an applicant who cannot satisfy this documentation requirement, the board may, for good cause shown, grant a waiver for this subsection.

(3) Demonstrate that experience earned under a collaborative practice agreement or protocol, as required by Business and Professions Code section 4210, subdivision (a)(2)(A)(iii), has been earned within 10 years of the time of application for advanced practice pharmacist licensure. Additionally, the one year of experience must include no

fewer than 1,500 hours of experience providing clinical services to patients. ~~The experience earned under a collaborative practice agreement or protocol must include initiating, adjusting, modifying or discontinuing drug therapy of patients as authorized by law.~~ An applicant shall demonstrate possession of experience by providing both of the following:

(A) A written statement from the applicant attesting under penalty of perjury that he or she has:

(i) Earned the clinical experience within the required time frame; and

(ii) Completed the required number of hours of experience providing clinical services to patients, as specified in subsection (a)(3).

(I) The applicant shall provide a copy of the collaborative practice agreement or protocol.

(II) If a copy of the collaborative practice agreement or protocol is not available, the applicant shall provide a description of the collaborative practice agreement or protocol, including examples of the clinical services the applicant provided to patients.

(B) A written statement from the supervising practitioner, program director or health facility administrator attesting under penalty of perjury that the applicant has completed at least 1,500 hours of experience providing clinical services to patients. For an applicant who cannot satisfy this documentation requirement, the board may, for good cause shown, grant a waiver for this subsection.

(b) The experience an applicant offers to demonstrate compliance with one of the three criteria in subsection (a) above may not also be used to satisfy another of the criteria. However, if, as a condition of completion of one of the required criteria, fulfillment of a second criterion is also required, that completion shall satisfy this section.

Credits

Note: Authority cited: Sections 4005 and 4210, Business and Professions Code. Reference: Sections 4052.1, 4052.2 and 4210, Business and Professions Code.

Attachment 6

CALIFORNIA STATE BOARD OF PHARMACY
 QUARTERLY LICENSING STATISTICS FISCAL YEAR 2025/2026

APPLICATIONS RECEIVED

Individual Applications	July - Sept	Oct-Dec	Jan-Mar	Apr-Jun	Total FYTD
Designated Representatives (EXC)	109	0	0	0	109
Designated Representatives Vet (EXV)	2	0	0	0	2
Designated Representatives-3PL (DRL)	44	0	0	0	44
Designated Representatives-Reverse Distributor (DRR)	1	0	0	0	1
Designated Paramedic (DPM)	0	0	0	0	0
Intern Pharmacist (INT)	988	0	0	0	988
Pharmacist Exam Applications	267	0	0	0	267
Pharmacist Retake Exam Applications	401	0	0	0	401
Pharmacist Initial License Application (RPH)	631	0	0	0	631
Advanced Pharmacist Practitioner (APH)	73	0	0	0	73
Pharmacy Technician (TCH)	1,601	0	0	0	1,601
Total	4,117	0	0	0	4,117

Temporary Individual Applications (Military Spouses/Partners)	July - Sept	Oct-Dec	Jan-Mar	Apr-Jun	Total FYTD
Temp-Designated Representatives-Wholesaler (TEX)	0	0	0	0	0
Temp-Designated Representatives-3PL (TDR)	0	0	0	0	0
Temp-Designated Representatives-Reverse Distributor (TRR)	0	0	0	0	0
Temp-Designated Paramedic (TDP)	0	0	0	0	0
Temp-Pharmacist (TRP)	0	0	0	0	0
Temp-Advanced Pharmacist Practitioner (TAP)	0	0	0	0	0
Temp-Pharmacy Technician (TTC)	2	0	0	0	2
Total	2	0	0	0	2

Site Applications	July - Sept	Oct-Dec	Jan-Mar	Apr-Jun	Total FYTD
Automated Drug Delivery System (ADD(AUD))	55	0	0	0	55
Automated Drug Delivery System (ADD(APD))	69	0	0	0	69
Automated Drug Delivery System EMS (ADE)	0	0	0	0	0
Automated Patient Dispensing System 340B Clinic (ADC)	0	0	0	0	0
Centralized Hospital Packaging Government Owned (CHE)	0	0	0	0	0
Centralized Hospital Packaging (CHP)	0	0	0	0	0
Clinics (CLN)	10	0	0	0	10
Clinics Government Owned (CLE)	5	0	0	0	5
Drug Room (DRM)	0	0	0	0	0
Drug Room Government Owned (DRE)	0	0	0	0	0
Hospitals (HSP)	0	0	0	0	0
Hospitals Government Owned (HPE)	1	0	0	0	1
Hospital Satellite Sterile Compounding (SCP)	0	0	0	0	0
Hospital Satellite Sterile Compounding Government Owned (SCE)	0	0	0	0	0
Hypodermic Needle and Syringes (HYP)	2	0	0	0	2
Correctional Pharmacy (LCF)	0	0	0	0	0
Outsourcing Facility (OSF)	0	0	0	0	0
Outsourcing Facility Nonresident (NSF)	1	0	0	0	1
Pharmacy (PHY)	68	0	0	0	68
Pharmacy (PHY) Chain	5	0	0	0	5
Pharmacy Government Owned (PHE)	4	0	0	0	4
Remote Dispensing Pharmacy (PHR)	0	0	0	0	0
Pharmacy Nonresident (NRP)	36	0	0	0	36
Sterile Compounding (LSC)	7	0	0	0	7
Sterile Compounding Government Owned (LSE)	1	0	0	0	1
Sterile Compounding Nonresident (NSC)	1	0	0	0	1
Surplus Medication Collection Distribution Intermediary (SME)	0	0	0	0	0
Third-Party Logistics Providers (TPL)	2	0	0	0	2
Third-Party Logistics Providers Nonresident (NPL)	14	0	0	0	14
Veterinary Food-Animal Drug Retailer (VET)	0	0	0	0	0
Wholesalers (WLS)	11	0	0	0	11
Wholesalers Government Owned (WLE)	0	0	0	0	0
Wholesalers Nonresident (OSD)	34	0	0	0	34
Total	326	0	0	0	326
*Number of applications received includes the number of temporary applications received.					
Applications Received with Temporary License Requests	July - Sept	Oct-Dec	Jan-Mar	Apr-Jun	Total FYTD
Drug Room -Temp (DRM)	0	0	0	0	0
Drug Room Government Owned-Temp (DRE)	0	0	0	0	0
Hospital - Temp (HSP)	0	0	0	0	0
Hospital Government Owned - Temp (HPE)	0	0	0	0	0
Hospital Satellite Sterile Compounding - Temp (SCP)	0	0	0	0	0
Hospital Satellite Sterile Compounding Government Owned - Temp (SCE)	0	0	0	0	0
Correctional Pharmacy -Temp (LCF)	0	0	0	0	0
Outsourcing Facility - Temp (OSF)	0	0	0	0	0
Outsourcing Facility Nonresident - Temp (NSF)	0	0	0	0	0
Pharmacy - Temp (PHY)	57	0	0	0	57
Pharmacy Government Owned - Temp (PHE)	1	0	0	0	1
Remote Dispensing Pharmacy - Temp (PHR)	0	0	0	0	0
Pharmacy Nonresident - Temp (NRP)	19	0	0	0	19
Sterile Compounding - Temp (LSC)	4	0	0	0	4
Sterile Compounding Government Owned - Temp (LSE)	0	0	0	0	0
Sterile Compounding Nonresident - Temp (NSC)	2	0	0	0	2
Third-Party Logistics Providers - Temp (TPL)	0	0	0	0	0
Third-Party Logistics Providers Nonresident - Temp (NPL)	8	0	0	0	8
Veterinary Food-Animal Drug Retailer - Temp (VET)	0	0	0	0	0
Wholesaler - Temp (WLS)	0	0	0	0	0
Wholesaler Government Owned - Temp (WLE)	0	0	0	0	0
Wholesalers Nonresident - Temp (OSD)	14	0	0	0	14
Total	105	0	0	0	105

LICENSES ISSUED

Individual Licenses Issued	July - Sept	Oct-Dec	Jan-Mar	Apr-Jun	Total FYTD
Designated Representatives (EXC)	86	0	0	0	86
Designated Representatives Vet (EXV)	1	0	0	0	1
Designated Representatives-3PL (DRL)	35	0	0	0	35
Designated Representatives-Reverse Distributor (DRR)	2	0	0	0	2
Designated Paramedic (DPM)	0	0	0	0	0
Intern Pharmacist (INT)	771	0	0	0	771
Pharmacist (RPH)	618	0	0	0	618
Advanced Pharmacist Practitioner (APH)	28	0	0	0	28
Pharmacy Technician (TCH)	1,324	0	0	0	1,324
Total	2,865	0	0	0	2,865

Temporary Individual Licenses (Military Spouses/Partners) Issued	July - Sept	Oct-Dec	Jan-Mar	Apr-Jun	Total FYTD
Temp-Designated Representatives-Wholesaler (TEX)	0	0	0	0	0
Temp-Designated Representatives-3PL (TDR)	0	0	0	0	0
Temp-Designated Representatives-Reverse Distributor (TRR)	0	0	0	0	0
Temp-Designated Paramedic (TDP)	0	0	0	0	0
Temp-Pharmacist (TRP)	1	0	0	0	1
Temp-Advanced Pharmacist Practitioner (TAP)	0	0	0	0	0
Temp-Pharmacy Technician (TTC)	2	0	0	0	2
Total	3	0	0	0	3

Site Licenses Issued	July - Sept	Oct-Dec	Jan-Mar	Apr-Jun	Total FYTD
Automated Drug Delivery System (ADD(AUD))	33	0	0	0	33
Automated Drug Delivery System (ADD(APD))	11	0	0	0	11
Automated Drug Delivery System EMS (ADE)	0	0	0	0	0
Automated Patient Dispensing System 340B Clinic (ADC)	0	0	0	0	0
Centralized Hospital Packaging Government Owned (CHE)	0	0	0	0	0
Centralized Hospital Packaging (CHP)	0	0	0	0	0
Clinics (CLN)	8	0	0	0	8
Clinics Government Owned (CLE)	14	0	0	0	14
Drug Room (DRM)	0	0	0	0	0
Drug Room Government Owned (DRE)	0	0	0	0	0
Hospitals (HSP)	0	0	0	0	0
Hospitals Government Owned (HPE)	0	0	0	0	0
Hospital Satellite Sterile Compounding (SCP)	1	0	0	0	1
Hospital Satellite Sterile Compounding Government Owned (SCE)	0	0	0	0	0
Hypodermic Needle and Syringes (HYP)	1	0	0	0	1
Correctional Pharmacy (LCF)	0	0	0	0	0
Outsourcing Facility (OSF)	0	0	0	0	0
Outsourcing Facility Nonresident (NSF)	0	0	0	0	0
Pharmacy (PHY)	24	0	0	0	24
Pharmacy Government Owned (PHE)	2	0	0	0	2
Remote Dispensing Pharmacy (PHR)	0	0	0	0	0
Pharmacy Nonresident (NRP)	3	0	0	0	3
Sterile Compounding (LSC)	6	0	0	0	6
Sterile Compounding Government Owned (LSE)	2	0	0	0	2
Sterile Compounding Nonresident (NSC)	0	0	0	0	0
Surplus Medication Collection Distribution Intermediary (SME)	0	0	0	0	0
Third-Party Logistics Providers (TPL)	0	0	0	0	0
Third-Party Logistics Providers Nonresident (NPL)	6	0	0	0	6
Veterinary Food-Animal Drug Retailer (VET)	0	0	0	0	0
Wholesalers (WLS)	4	0	0	0	4
Wholesalers Government Owned (WLE)	0	0	0	0	0
Wholesalers Nonresident (OSD)	5	0	0	0	5
Total	120	0	0	0	120

Site Temporary Licenses Issued	July - Sept	Oct-Dec	Jan-Mar	Apr-Jun	Total FYTD
Drug Room -Temp (DRM)	0	0	0	0	0
Drug Room Government Owned -Temp (DRE)	0	0	0	0	0
Hospital - Temp (HSP)	4	0	0	0	4
Hospital Government Owned - Temp (HPE)	1	0	0	0	1
Hospital Satellite Sterile Compounding - Temp (SCP)	0	0	0	0	0
Hospital Satellite Sterile Compounding Government Owned - Temp (SCE)	0	0	0	0	0
Correctional Pharmacy - Temp (LCF)	0	0	0	0	0
Outsourcing Facility - Temp (OSF)	0	0	0	0	0
Outsourcing Facility Nonresident - Temp (NSF)	0	0	0	0	0
Pharmacy - Temp (PHY)	553	0	0	0	553
Pharmacy Government Owned - Temp (PHE)	0	0	0	0	0
Remote Dispensing Pharmacy - Temp (PHR)	0	0	0	0	0
Pharmacy Nonresident - Temp (NRP)	30	0	0	0	30
Sterile Compounding - Temp (LSC)	8	0	0	0	8
Sterile Compounding Government Owned - Temp (LSE)	0	0	0	0	0
Sterile Compounding Nonresident - Temp (NSC)	3	0	0	0	3
Third-Party Logistics Providers - Temp (TPL)	0	0	0	0	0
Third-Party Logistics Providers Nonresident - Temp (NPL)	1	0	0	0	1
Veterinary Food-Animal Drug Retailer - Temp (VET)	0	0	0	0	0
Wholesaler - Temp (WLS)	3	0	0	0	3
Wholesaler Government Owned - Temp (WLE)	0	0	0	0	0
Wholesalers Nonresident - Temp (OSD)	6	0	0	0	6
Total	609	0	0	0	609

PENDING APPLICATIONS (Data reflects number of pending applications at the end of the quarter)

Individual Applications Pending	July - Sept	Oct-Dec	Jan-Mar	Apr-Jun
Designated Representatives (EXC)	182	0	0	0
Designated Representatives Vet (EXV)	3	0	0	0
Designated Representatives-3PL (DRL)	65	0	0	0
Designated Representatives-Reverse Distributor (DRR)	2	0	0	0
Designated Paramedic (DPM)	0	0	0	0
Intern Pharmacist (INT)	261	0	0	0
Pharmacist (exam not eligible)	920	0	0	0
Pharmacist (exam eligible)	1,195	0	0	0
Advanced Pharmacist Practitioner (APH)	121	0	0	0
Pharmacy Technician (TCH)	2,390	0	0	0
Total	5,139	0	0	0

Temporary Individual Applications Pending (Military Spouses/Partners)	July - Sept	Oct-Dec	Jan-Mar	Apr-Jun
Temp-Designated Representatives-Wholesaler (TEX)	0	0	0	0
Temp-Designated Representatives-3PL (TDR)	0	0	0	0
Temp-Designated Representatives-Reverse Distributor (TRR)	0	0	0	0
Temp-Designated Paramedic (TDP)	0	0	0	0
Temp-Pharmacist (TRP)	0	0	0	0
Temp-Advanced Pharmacist Practitioner (TAP)	0	0	0	0
Temp-Pharmacy Technician (TTC)	2	0	0	0
Total	2	0	0	0

Site Applications Pending	July - Sept	Oct-Dec	Jan-Mar	Apr-Jun
Automated Drug Delivery System (ADD(AUD))	42	0	0	0
Automated Drug Delivery System (ADD(APD))	71	0	0	0
Automated Drug Delivery System EMS (ADE)	0	0	0	0
Automated Patient Dispensing System 340B Clinic (ADC)	0	0	0	0
Centralized Hospital Packaging Government Owned (CHE)	1	0	0	0
Centralized Hospital Packaging (CHP)	1	0	0	0
Clinics (CLN)	174	0	0	0
Clinics Government Owned (CLE)	24	0	0	0
Drug Room (DRM)	1	0	0	0
Drug Room Government Owned (DRE)	0	0	0	0
Hospitals (HSP)	3	0	0	0
Hospitals Government Owned (HPE)	1	0	0	0
Hospital Satellite Sterile Compounding (SCP)	1	0	0	0
Hospital Satellite Sterile Compounding Government Owned (SCE)	2	0	0	0
Hypodermic Needle and Syringes (HYP)	31	0	0	0
Correctional Pharmacy (LCF)	2	0	0	0
Outsourcing Facility (OSF)	2	0	0	0
Outsourcing Facility Nonresident (NSF)	8	0	0	0
Pharmacy (PHY)	187	0	0	0
Pharmacy Government Owned (PHE)	5	0	0	0
Remote Dispensing Pharmacy (PHR)	1	0	0	0
Pharmacy Nonresident (NRP)	197	0	0	0
Sterile Compounding (LSC)	30	0	0	0
Sterile Compounding - Government Owned (LSE)	6	0	0	0
Sterile Compounding Nonresident (NSC)	17	0	0	0
Surplus Medication Collection Distribution Intermediary (SME)	0	0	0	0
Third-Party Logistics Providers (TPL)	9	0	0	0
Third-Party Logistics Providers Nonresident (NPL)	47	0	0	0
Veterinary Food-Animal Drug Retailer (VET)	0	0	0	0
Wholesalers (WLS)	46	0	0	0
Wholesalers Government Owned (WLE)	0	0	0	0
Wholesalers Nonresident (OSD)	129	0	0	0
Total	1,038	0	0	0

Applications Pending with Temporary Licenses Issued - Pending Full License	July - Sept	Oct-Dec	Jan-Mar	Apr-Jun
Drug Room -Temp (DRM)	0	0	0	0
Drug Room Government Owned-Temp (DRE)	0	0	0	0
Hospital - Temp (HSP)	6	0	0	0
Hospital Government Owned - Temp (HPE)	1	0	0	0
Hospital Satellite Sterile Compounding - Temp (SCP)	0	0	0	0
Hospital Satellite Sterile Compounding Government Owned - Temp (SCE)	0	0	0	0
Correctional Pharmacy -Temp (LCF)	0	0	0	0
Outsourcing Facility - Temp (OSF)	0	0	0	0
Outsourcing Facility Nonresident - Temp (NSF)	0	0	0	0
Pharmacy - Temp (PHY)	601	0	0	0
Pharmacy Government Owned - Temp (PHE)	0	0	0	0
Remote Dispensing Pharmacy - Temp (PHR)	1	0	0	0
Pharmacy Nonresident - Temp (NRP)	50	0	0	0
Sterile Compounding - Temp (LSC)	13	0	0	0
Sterile Compounding Government Owned - Temp (LSE)	0	0	0	0
Sterile Compounding Nonresident - Temp (NSC)	9	0	0	0
Third-Party Logistics Providers - Temp (TPL)	1	0	0	0
Third-Party Logistics Providers Nonresident - Temp (NPL)	1	0	0	0
Veterinary Food-Animal Drug Retailer - Temp (VET)	0	0	0	0
Wholesaler - Temp (WLS)	3	0	0	0
Wholesaler Government Owned - Temp (WLE)	0	0	0	0
Wholesalers Nonresident - Temp (OSD)	7	0	0	0
Total	693	0	0	0

APPLICATIONS WITHDRAWN

Individual Applications	July - Sept	Oct-Dec	Jan-Mar	Apr-Jun	Total FYTD
Designated Representatives (EXC)	3	0	0	0	3
Designated Representatives Vet (EXV)	0	0	0	0	0
Designated Representatives-3PL (DRL)	0	0	0	0	0
Designated Representatives-Reverse Distributor (DRR)	0	0	0	0	0
Designated Paramedic (DPM)	0	0	0	0	0
Intern Pharmacist (INT)	0	0	0	0	0
Pharmacist (exam applications)	0	0	0	0	0
Advanced Pharmacist Practitioner (APH)	9	0	0	0	9
Pharmacy Technician (TCH)	1	0	0	0	1
Total	13	0	0	0	13

Temporary Individual Applications (Military Spouses/Partners)	July - Sept	Oct-Dec	Jan-Mar	Apr-Jun	Total FYTD
Temp-Designated Representatives-Wholesaler (TEX)	0	0	0	0	0
Temp-Designated Representatives-3PL (TDR)	0	0	0	0	0
Temp-Designated Representatives-Reverse Distributor (TRR)	0	0	0	0	0
Temp-Designated Paramedic (TDP)	0	0	0	0	0
Temp-Pharmacist (TRP)	0	0	0	0	0
Temp-Advanced Pharmacist Practitioner (TAP)	0	0	0	0	0
Temp-Pharmacy Technician (TTC)	0	0	0	0	0
Total	0	0	0	0	0

Site Applications	July - Sept	Oct-Dec	Jan-Mar	Apr-Jun	Total FYTD
Automated Drug Delivery System (ADD(AUD))	5	0	0	0	5
Automated Drug Delivery System (ADD(APD))	0	0	0	0	0
Automated Drug Delivery System EMS (ADE)	0	0	0	0	0
Automated Patient Dispensing System 340B Clinic (ADC)	0	0	0	0	0
Centralized Hospital Packaging Government Owned (CHE)	0	0	0	0	0
Centralized Hospital Packaging (CHP)	0	0	0	0	0
Clinics (CLN)	1	0	0	0	1
Clinics Government Owned (CLE)	1	0	0	0	1
Drug Room (DRM)	0	0	0	0	0
Drug Room Government Owned (DRE)	0	0	0	0	0
Hospitals (HSP)	0	0	0	0	0
Hospitals Government Ownerd (HPE)	0	0	0	0	0
Hospital Satellite Sterile Compounding (SCP)	0	0	0	0	0
Hospital Satellite Sterile Compounding Government Owned (SCE)	0	0	0	0	0
Hypodermic Needle and Syringes (HYP)	0	0	0	0	0
Correctional Pharmacy (LCF)	0	0	0	0	0
Outsourcing Facility (OSF)	0	0	0	0	0
Outsourcing Facility Nonresident (NSF)	3	0	0	0	3
Pharmacy (PHY)	10	0	0	0	10
Pharmacy Government Owned (PHE)	0	0	0	0	0
Remote Dispensing Pharmacy (PHR)	0	0	0	0	0
Pharmacy Nonresident (NRP)	2	0	0	0	2
Sterile Compounding (LSC)	0	0	0	0	0
Sterile Compounding - Government Owned (LSE)	0	0	0	0	0
Sterile Compounding Nonresident (NSC)	0	0	0	0	0
Surplus Medication Collection Distribution Intermediary (SME)	0	0	0	0	0
Third-Party Logistics Providers (TPL)	0	0	0	0	0
Third-Party Logistics Providers Nonresident (NPL)	0	0	0	0	0
Veterinary Food-Animal Drug Retailer (VET)	0	0	0	0	0
Wholesalers (WLS)	1	0	0	0	1
Wholesalers Government Owned (WLE)	0	0	0	0	0
Wholesalers Nonresident (OSD)	1	0	0	0	1
Total	24	0	0	0	24

APPLICATIONS DENIED

Individual Applications	July - Sept	Oct-Dec	Jan-Mar	Apr-Jun	Total FYTD
Designated Representatives (EXC)	5	0	0	0	5
Designated Representatives Vet (EXV)	0	0	0	0	0
Designated Representatives-3PL (DRL)	0	0	0	0	0
Designated Representatives-Reverse Distributor (DRR)	0	0	0	0	0
Designated Paramedic (DPM)	0	0	0	0	0
Intern Pharmacist (INT)	1	0	0	0	1
Pharmacist (exam application)	0	0	0	0	0
Pharmacist (exam eligible)	0	0	0	0	0
Advanced Pharmacist Practitioner (APH)	0	0	0	0	0
Pharmacy Technician (TCH)	22	0	0	0	22
Total	28	0	0	0	28

Temporary Individual Applications (Military Spouses/Partners)	July - Sept	Oct-Dec	Jan-Mar	Apr-Jun	Total FYTD
Temp-Designated Representatives-Wholesaler (TEX)	0	0	0	0	0
Temp-Designated Representatives-3PL (TDR)	0	0	0	0	0
Temp-Designated Representatives-Reverse Distributor (TRR)	0	0	0	0	0
Temp-Designated Paramedic (TDP)	0	0	0	0	0
Temp-Pharmacist (TRP)	0	0	0	0	0
Temp-Advanced Pharmacist Practitioner (TAP)	0	0	0	0	0
Temp-Pharmacy Technician (TTC)	0	0	0	0	0
Total	0	0	0	0	0

Site Applications	July - Sept	Oct-Dec	Jan-Mar	Apr-Jun	Total FYTD
Centralized Hospital Packaging Government Owned (CHE)	0	0	0	0	0
Centralized Hospital Packaging (CHP)	0	0	0	0	0
Clinics (CLN)	0	0	0	0	0
Clinics Government Owned (CLE)	0	0	0	0	0
Drug Room (DRM)	0	0	0	0	0
Drug Room Government Owned (DRE)	0	0	0	0	0
Hospitals (HSP)	0	0	0	0	0
Hospitals Government Owned (HPE)	0	0	0	0	0
Hospital Satellite Sterile Compounding (SCP)	0	0	0	0	0
Hospital Satellite Sterile Compounding Government Owned (SCE)	0	0	0	0	0
Hypodermic Needle and Syringes (HYP)	0	0	0	0	0
Correctional Pharmacy (LCF)	0	0	0	0	0
Outsourcing Facility (OSF)	0	0	0	0	0
Outsourcing Facility Nonresident (NSF)	0	0	0	0	0
Pharmacy (PHY)	0	0	0	0	0
Pharmacy Government Owned (PHE)	0	0	0	0	0
Remote Dispensing Pharmacy (PHR)	0	0	0	0	0
Pharmacy Nonresident (NRP)	0	0	0	0	0
Sterile Compounding (LSC)	0	0	0	0	0
Sterile Compounding Government Owned (LSE)	0	0	0	0	0
Sterile Compounding Nonresident (NSC)	0	0	0	0	0
Surplus Medication Collection Distribution Intermediary (SME)	0	0	0	0	0
Third-Party Logistics Providers (TPL)	0	0	0	0	0
Third-Party Logistics Providers Nonresident (NPL)	0	0	0	0	0
Veterinary Food-Animal Drug Retailer (VET)	0	0	0	0	0
Wholesalers (WLS)	0	0	0	0	0
Wholesalers Government Owned (WLE)	0	0	0	0	0
Wholesalers Nonresident (OSD)	0	0	0	0	0
Total	0	0	0	0	0

RESPOND TO STATUS INQUIRIES

Email Inquiries	July - Sept	Oct-Dec	Jan-Mar	Apr-Jun	Total FYTD
Designated Representative Received	538	0	0	0	538
Designated Representative Responded	364	0	0	0	364
Advanced Practice Pharmacist Received	305	0	0	0	305
Advanced Practice Pharmacist Responded	195	0	0	0	195
Pharmacist/Intern Received	1,239	0	0	0	1,239
Pharmacist/Intern Responded	1,239	0	0	0	1,239
Pharmacy Technician Received	2,053	0	0	0	2,053
Pharmacy Technician Responded	849	0	0	0	849
Pharmacy Received	2,546	0	0	0	2,546
Pharmacy Responded	2,386	0	0	0	2,386
Sterile Compounding/Outsourcing Received	782	0	0	0	782
Sterile Compounding/Outsourcing Responded	697	0	0	0	697
Wholesale/Hypodermic/3PL Received	924	0	0	0	924
Wholesale/Hypodermic/3PL Responded	754	0	0	0	754
Clinic Received	371	0	0	0	371
Clinic Responded	288	0	0	0	288
Automated Drug Delivery Systems Received	533	0	0	0	533
Automated Drug Delivery Systems Responded	417	0	0	0	417
Pharmacist-in-Charge Received	1,192	0	0	0	1,192
Pharmacist-in-Charge Responded	1,164	0	0	0	1,164
Change of Permit Received	630	0	0	0	630
Change of Permit Responded	707	0	0	0	707
Renewals Received	1,919	0	0	0	1,919
Renewals Responded	1,884	0	0	0	1,884

Telephone Calls Received	July - Sept	Oct-Dec	Jan-Mar	Apr-Jun	Total FYTD
Designated Representative	19	0	0	0	19
Advanced Practice Pharmacist	96	0	0	0	96
Pharmacist/Intern	816	0	0	0	816
Pharmacy	307	0	0	0	307
Sterile Compounding/Outsourcing	233	0	0	0	233
Wholesale/Hypodermic/3PL	109	0	0	0	109
Clinic	67	0	0	0	67
Automated Drug Delivery Systems	8	0	0	0	8
Pharmacist-in-Charge	125	0	0	0	125
Change of Permit	70	0	0	0	70
Renewals	1,411	0	0	0	1,411
Reception	10,469	0	0	0	10,469

UPDATE LICENSING RECORDS

Change of Pharmacist-in-Charge	July - Sept	Oct-Dec	Jan-Mar	Apr-Jun	Total FYTD
Received	483	0	0	0	483
Processed	337	0	0	0	337
Approved	262	0	0	0	262
Pending (Data reflects number of pending at the end of the quarter.)	319	0	0	0	319
Change of Designated Representative-in-Charge	July - Sept	Oct-Dec	Jan-Mar	Apr-Jun	Total FYTD
Received	41	0	0	0	41
Processed	44	0	0	0	44
Approved	50	0	0	0	50
Pending (Data reflects number of pending at the end of the quarter.)	26	0	0	0	26
Change of Responsible Manager	July - Sept	Oct-Dec	Jan-Mar	Apr-Jun	Total FYTD
Received	9	0	0	0	9
Processed	8	0	0	0	8
Approved	9	0	0	0	9
Pending (Data reflects number of pending at the end of the quarter.)	2	0	0	0	2
Change of Professional Director	July - Sept	Oct-Dec	Jan-Mar	Apr-Jun	Total FYTD
Received	18	0	0	0	18
Processed	18	16	0	0	34
Approved	5	5	0	0	10
Pending (Data reflects number of pending at the end of the quarter.)	20	0	0	0	20
Change of Permits	July - Sept	Oct-Dec	Jan-Mar	Apr-Jun	Total FYTD
Received	603	0	0	0	603
Processed	625	0	0	0	625
Approved	597	0	0	0	597
Pending (Data reflects number of pending at the end of the quarter.)	198	0	0	0	198
Discontinuance of Business	July - Sept	Oct-Dec	Jan-Mar	Apr-Jun	Total FYTD
Received	302	0	0	0	302
Processed	336	0	0	0	336
Approved	362	0	0	0	362
Pending (Data reflects number of pending at the end of the quarter.)	127	0	0	0	127
Intern Pharmacist Extensions	July - Sept	Oct-Dec	Jan-Mar	Apr-Jun	Total FYTD
Received	35	0	0	0	35
Processed	22	0	0	0	22
Completed	9	0	0	0	9
Pending (Data reflects number of pending at the end of the quarter.)	39	0	0	0	39
Requests Approved	July - Sept	Oct-Dec	Jan-Mar	Apr-Jun	Total FYTD
Address/Name Changes	2,752	0	0	0	2,752
Off-site Storage	34	0	0	0	34
Transfer of Intern Hours	8	0	0	0	8
License Verification	67	0	0	0	67

DISCONTINUED BUSINESS

discontinued by reported date of closure

Site Licenses	July - Sept	Oct-Dec	Jan-Mar	Apr-Jun	Total FYTD
Automated Drug Delivery System (ADD(AUD))	23	0	0	0	23
Automated Drug Delivery System (ADD(APD))	0	0	0	0	0
Automated Drug Delivery System EMS (ADE)	0	0	0	0	0
Automated Patient Dispensing System 340B Clinic (ADC)	0	0	0	0	0
Centralized Hospital Packaging Government Owned (CHE)	1	0	0	0	1
Centralized Hospital Packaging (CHP)	0	0	0	0	0
Clinics (CLN)	8	0	0	0	8
Clinics Government Owned (CLE)	3	0	0	0	3
Drug Room (DRM)	0	0	0	0	0
Drug Room Government Owned (DRE)	0	0	0	0	0
Hospitals (HSP)	0	0	0	0	0
Hospitals Government Owned (HPE)	0	0	0	0	0
Hospital Satellite Sterile Compounding (SCP)	0	0	0	0	0
Hospital Satellite Sterile Compounding Government Owned (SCE)	0	0	0	0	0
Hypodermic Needle and Syringes (HYP)	0	0	0	0	0
Correctional Pharmacy (LCF)	0	0	0	0	0
Outsourcing Facility (OSF)	0	0	0	0	0
Outsourcing Facility Nonresident (NSF)	0	0	0	0	0
Pharmacy (PHY)	17	0	0	0	17
Pharmacy (PHY) Chain	261	0	0	0	261
Pharmacy Government Owned (PHE)	1	0	0	0	1
Remote Dispensing Pharmacy (PHR)	0	0	0	0	0
Pharmacy Nonresident (NRP)	7	0	0	0	7
Sterile Compounding (LSC)	3	0	0	0	3
Sterile Compounding Government Owned (LSE)	1	0	0	0	1
Sterile Compounding Nonresident (NSC)	0	0	0	0	0
Surplus Medication Collection Distribution Intermediary (SME)	0	0	0	0	0
Third-Party Logistics Providers (TPL)	0	0	0	0	0
Third-Party Logistics Providers Nonresident (NPL)	1	0	0	0	1
Veterinary Food-Animal Drug Retailer (VET)	0	0	0	0	0
Wholesalers (WLS)	1	0	0	0	1
Wholesalers Government Owned (WLE)	0	0	0	0	0
Wholesalers Nonresident (OSD)	5	0	0	0	5
Total	332	0	0	0	332

LICENSES RENEWED

Individual Licenses Renewed	July - Sept	Oct-Dec	Jan-Mar	Apr-Jun	Total FYTD
Designated Representatives (EXC)	607	0	0	0	607
Designated Representatives Vet (EXV)	16	0	0	0	16
Designated Representatives-3PL (DRL)	147	0	0	0	147
Designated Representatives-Reverse Distributor (DRR)	1	0	0	0	1
Designated Paramedic (DPM)	1	0	0	0	1
Pharmacist (RPH)	6,288	0	0	0	6,288
Advanced Pharmacist Practitioner (APH)	165	0	0	0	165
Pharmacy Technician (TCH)	7,643	0	0	0	7,643
Total	14,868	0	0	0	14,868

Site Licenses Renewed	July - Sept	Oct-Dec	Jan-Mar	Apr-Jun	Total FYTD
Automated Drug Delivery System (ADD(APD & AUD))	157	0	0	0	157
Automated Drug Delivery System EMS (ADE)	0	0	0	0	0
Automated Patient Dispensing System 340B Clinic (ADC)	0	0	0	0	0
Centralized Hospital Packaging Government Owned (CHE)	0	0	0	0	0
Centralized Hospital Packaging (CHP)	1	0	0	0	1
Clinics (CLN)	368	0	0	0	368
Clinics Government Owned (CLE)	71	0	0	0	71
Drug Room (DRM)	3	0	0	0	3
Drug Room Government Owned (DRE)	0	0	0	0	0
Hospitals (HSP)	90	0	0	0	90
Hospitals Government Owned (HPE)	36	0	0	0	36
Hospital Satellite Sterile Compounding (SCP)	2	0	0	0	2
Hospital Satellite Sterile Compounding Government Owned (SCE)	1	0	0	0	1
Hypodermic Needle and Syringes (HYP)	52	0	0	0	52
Correctional Pharmacy (LCF)	1	0	0	0	1
Outsourcing Facility (OSF)	2	0	0	0	2
Outsourcing Facility Nonresident (NSF)	2	0	0	0	2
Pharmacy (PHY)	1,291	0	0	0	1,291
Pharmacy Government Owned (PHE)	75	0	0	0	75
Remote Dispensing Pharmacy (PHR)	0	0	0	0	0
Pharmacy Nonresident (NRP)	88	0	0	0	88
Sterile Compounding (LSC)	172	0	0	0	172
Sterile Compounding Government Owned (LSE)	40	0	0	0	40
Sterile Compounding Nonresident (NSC)	8	0	0	0	8
Surplus Medication Collection Distribution Intermediary (SME)	1	0	0	0	1
Third-Party Logistics Providers (TPL)	11	0	0	0	11
Third-Party Logistics Providers Nonresident (NPL)	51	0	0	0	51
Veterinary Food-Animal Drug Retailer (VET)	3	0	0	0	3
Wholesalers (WLS)	111	0	0	0	111
Wholesalers Government Owned (WLE)	4	0	0	0	4
Wholesalers Nonresident (OSD)	194	0	0	0	194
Total	2,835	0	0	0	2,835

CURRENT LICENSES - Data reflects number of licenses at the end of the quarter.

Individual Licenses	July - Sept	Oct-Dec	Jan-Mar	Apr-Jun
Designated Representatives (EXC)	3,013	0	0	0
Designated Representatives Vet (EXV)	59	0	0	0
Designated Representatives-3PL (DRL)	645	0	0	0
Designated Representatives-Reverse Distributor (DRR)	25	0	0	0
Designated Paramedic (DPM)	3	0	0	0
Intern Pharmacist (INT)	4,451	0	0	0
Pharmacist (RPH)	50,252	0	0	0
Advanced Pharmacist Practitioner (APH)	1,537	0	0	0
Pharmacy Technician (TCH)	66,451	0	0	0
Total	126,436	0	0	0

Temporary Individual Licenses (Military Spouses/Partners)	July - Sept	Oct-Dec	Jan-Mar	Apr-Jun
Temp-Designated Representatives-Wholesaler (TEX)	0	0	0	0
Temp-Designated Representatives-3PL (TDR)	0	0	0	0
Temp-Designated Representatives-Reverse Distributor (TRR)	0	0	0	0
Temp-Designated Paramedic (TDP)	0	0	0	0
Temp-Pharmacist (TRP)	0	0	0	0
Temp-Advanced Pharmacist Practitioner (TAP)	0	0	0	0
Temp-Pharmacy Technician (TTC)	7	0	0	0
Total	7	0	0	0

Site Licenses	July - Sept	Oct-Dec	Jan-Mar	Apr-Jun
Automated Drug Delivery System (ADD(AUD))	1,193	0	0	0
Automated Drug Delivery System (ADD(APD))	24	0	0	0
Automated Drug Delivery System EMS (ADE)	1	0	0	0
Automated Patient Dispensing System 340B Clinic (ADC)	3	0	0	0
Centralized Hospital Packaging Government Owned (CHE)	2	0	0	0
Centralized Hospital Packaging (CHP)	8	0	0	0
Clinics (CLN)	1,458	0	0	0
Clinics Government Owned (CLE)	929	0	0	0
Drug Room (DRM)	20	0	0	0
Drug Room Government Owned (DRE)	9	0	0	0
Hospitals (HSP)	401	0	0	0
Hospitals Government Owned (HPE)	85	0	0	0
Hospital Satellite Sterile Compounding (SCP)	5	0	0	0
Hospital Satellite Sterile Compounding Government Owned (SCE)	5	0	0	0
Hypodermic Needle and Syringes (HYP)	218	0	0	0
Correctional Pharmacy (LCF)	54	0	0	0
Outsourcing Facility (OSF)	3	0	0	0
Outsourcing Facility Nonresident (NSF)	21	0	0	0
Pharmacy (PHY)	5,621	0	0	0
Pharmacy Government Owned (PHE)	160	0	0	0
Remote Dispensing Pharmacy (PHR)	3	0	0	0
Pharmacy Nonresident (NRP)	597	0	0	0
Sterile Compounding (LSC)	688	0	0	0
Sterile Compounding Government Owned (LSE)	118	0	0	0
Sterile Compounding Nonresident (NSC)	55	0	0	0
Surplus Medication Collection Distribution Intermediary (SME)	1	0	0	0
Third-Party Logistics Providers (TPL)	43	0	0	0
Third-Party Logistics Providers Nonresident (NPL)	176	0	0	0
Veterinary Food-Animal Drug Retailer (VET)	16	0	0	0
Wholesalers (WLS)	448	0	0	0
Wholesalers Government Owned (WLE)	11	0	0	0
Wholesalers Nonresident (OSD)	850	0	0	0
Total	13,226	0	0	0
Total Population of Licenses	139,669	0	0	0

CALIFORNIA STATE BOARD OF PHARMACY
 QUARTERLY LICENSING STATISTICS FISCAL YEAR 2024/2025

APPLICATIONS RECEIVED

Individual Applications	July - Sept	Oct-Dec	Jan-Mar	Apr-Jun	Total FYTD
Designated Representatives (EXC)	158	131	109	122	520
Designated Representatives Vet (EXV)	0	0	1	1	2
Designated Representatives-3PL (DRL)	28	28	44	37	137
Designated Representatives-Reverse Distributor (DRR)	2	1	2	4	9
Designated Paramedic (DPM)	0	0	0	0	0
Intern Pharmacist (INT)	957	99	88	116	1,260
Pharmacist Exam Applications	229	116	151	1,178	1,674
Pharmacist Retake Exam Applications	364	378	295	199	1,236
Pharmacist Initial License Application (RPH)	697	386	158	116	1,357
Advanced Practice Pharmacist (APH)	46	32	40	43	161
Pharmacy Technician (TCH)	1,523	1,389	1,449	1,876	6,237
Total	4,004	2,560	2,337	3,692	12,593

Temporary Individual Applications (Military Spouses/Partners)	July - Sept	Oct-Dec	Jan-Mar	Apr-Jun	Total FYTD
Temp-Designated Representatives-Wholesaler (TEX)	0	0	0	0	0
Temp-Designated Representatives-3PL (TDR)	0	0	0	0	0
Temp-Designated Representatives-Reverse Distributor (TRR)	0	0	0	0	0
Temp-Designated Paramedic (TDP)	0	0	0	0	0
Temp-Intern Pharmacist (TIN)	0	0	0	0	0
Temp-Pharmacist (TRP)	0	0	0	1	1
Temp-Advanced Practice Pharmacist (TAP)	0	0	0	0	0
Temp-Pharmacy Technician (TTC)	3	2	2	2	9
Total	3	2	2	3	10

Site Applications	July - Sept	Oct-Dec	Jan-Mar	Apr-Jun	Total FYTD
Automated Drug Delivery System (ADD(AUD))	38	70	39	42	189
Automated Drug Delivery System (ADD(APD))	0	0	1	10	11
Automated Drug Delivery System EMS (ADE)	0	0	0	0	0
Automated Patient Dispensing System 340B Clinic (ADC)	2	0	0	4	6
Centralized Hospital Packaging Government Owned (CHE)	0	0	0	0	0
Centralized Hospital Packaging (CHP)	1	0	0	0	1
Clinics (CLN)	67	47	19	29	162
Clinics Government Owned (CLE)	6	8	10	30	54
Drug Room (DRM)	0	0	0	0	0
Drug Room Government Owned (DRE)	0	0	0	0	0
Hospitals (HSP)	4	1	1	6	12
Hospitals Government Owned (HPE)	1	0	2	0	3
Hospital Satellite Sterile Compounding (SCP)	0	0	0	1	1
Hospital Satellite Sterile Compounding Government Owned (SCE)	0	0	0	1	1
Hypodermic Needle and Syringes (HYP)	1	1	5	5	12
Correctional Pharmacy (LCF)	0	0	0	1	1
Outsourcing Facility (OSF)	1	2	0	0	3
Outsourcing Facility Nonresident (NSF)	3	3	1	2	9
Pharmacy (PHY)	142	98	75	92	407
Pharmacy (PHY) Chain	337	6	1	501	845
Pharmacy Government Owned (PHE)	6	0	6	1	13
Remote Dispensing Pharmacy (PHR)	0	1	0	0	1
Pharmacy Nonresident (NRP)	39	37	24	37	137
Sterile Compounding (LSC)	9	25	7	17	58
Sterile Compounding Government Owned (LSE)	4	1	4	3	12
Sterile Compounding Nonresident (NSC)	10	0	2	8	20
Surplus Medication Collection Distribution Intermediary (SME)	0	0	0	0	0
Third-Party Logistics Providers (TPL)	2	1	1	1	5
Third-Party Logistics Providers Nonresident (NPL)	7	16	7	6	36
Veterinary Food-Animal Drug Retailer (VET)	0	0	0	0	0
Wholesalers (WLS)	16	9	8	17	50
Wholesalers Government Owned (WLE)	0	0	2	0	2
Wholesalers Nonresident (OSD)	37	33	32	47	149
Total	733	359	247	861	2,200
*Number of applications received includes the number of temporary applications received.					
Applications Received with Temporary License Requests	July - Sept	Oct-Dec	Jan-Mar	Apr-Jun	Total FYTD
Drug Room -Temp (DRM)	0	0	0	0	0
Drug Room Government Owned-Temp (DRE)	0	0	0	0	0
Hospital - Temp (HSP)	4	2	1	4	11
Hospital Government Owned - Temp (HPE)	0	0	2	0	2
Hospital Satellite Sterile Compounding - Temp (SCP)	0	0	0	0	0
Hospital Satellite Sterile Compounding Government Owned - Temp (SCE)	0	0	0	0	0
Correctional Pharmacy -Temp (LCF)	0	0	0	0	0
Outsourcing Facility - Temp (OSF)	1	0	0	0	1
Outsourcing Facility Nonresident - Temp (NSF)	2	0	0	0	2
Pharmacy - Temp (PHY)	461	97	58	569	1,185
Pharmacy Government Owned - Temp (PHE)	2	0	3	0	5
Remote Dispensing Pharmacy - Temp (PHR)	0	1	0	0	1
Pharmacy Nonresident - Temp (NRP)	30	26	11	33	100
Sterile Compounding - Temp (LSC)	9	22	5	10	46
Sterile Compounding Government Owned - Temp (LSE)	0	0	1	2	3
Sterile Compounding Nonresident - Temp (NSC)	7	2	1	4	14
Third-Party Logistics Providers - Temp (TPL)	2	0	0	1	3
Third-Party Logistics Providers Nonresident - Temp (NPL)	3	11	2	3	19
Veterinary Food-Animal Drug Retailer - Temp (VET)	0	0	0	0	0
Wholesaler - Temp (WLS)	9	4	2	5	20
Wholesaler Government Owned - Temp (WLE)	0	0	1	0	1
Wholesalers Nonresident - Temp (OSD)	19	10	14	12	55
Total	549	175	101	643	1,468

LICENSES ISSUED

Individual Licenses Issued	July - Sept	Oct-Dec	Jan-Mar	Apr-Jun	Total FYTD
Designated Representatives (EXC)	97	98	139	155	489
Designated Representatives Vet (EXV)	1	0	1	0	2
Designated Representatives-3PL (DRL)	31	27	46	39	143
Designated Representatives-Reverse Distributor (DRR)	1	2	1	6	10
Designated Paramedic (DPM)	0	0	0	0	0
Intern Pharmacist (INT)	847	202	86	116	1,251
Pharmacist (RPH)	696	384	163	115	1,358
Advanced Practice Pharmacist (APH)	35	26	37	66	164
Pharmacy Technician (TCH)	1,266	1,833	1,380	1,323	5,802
Total	2,974	2,572	1,853	1,820	9,219

Temporary Individual Licenses (Military Spouses/Partners) Issued	July - Sept	Oct-Dec	Jan-Mar	Apr-Jun	Total FYTD
Temp-Designated Representatives-Wholesaler (TEX)	0	0	0	0	0
Temp-Designated Representatives-3PL (TDR)	0	0	0	0	0
Temp-Designated Representatives-Reverse Distributor (TRR)	0	0	0	0	0
Temp-Designated Paramedic (TDP)	0	0	0	0	0
Temp-Intern Pharmacist (TIN)	0	0	0	0	0
Temp-Pharmacist (TRP)	0	0	0	0	0
Temp-Advanced Practice Pharmacist (TAP)	0	0	0	0	0
Temp-Pharmacy Technician (TTC)	3	1	2	1	7
Total	3	1	2	1	7

Site Licenses Issued	July - Sept	Oct-Dec	Jan-Mar	Apr-Jun	Total FYTD
Automated Drug Delivery System (ADD(AUD))	38	30	67	58	193
Automated Drug Delivery System (ADD(APD))	0	0	0	1	1
Automated Drug Delivery System EMS (ADE)	0	0	0	0	0
Automated Patient Dispensing System 340B Clinic (ADC)	0	0	2	0	2
Centralized Hospital Packaging Government Owned (CHE)	0	0	0	0	0
Centralized Hospital Packaging (CHP)	0	0	0	0	0
Clinics (CLN)	46	45	5	39	135
Clinics Government Owned (CLE)	8	6	11	4	29
Drug Room (DRM)	0	0	0	0	0
Drug Room Government Owned (DRE)	0	0	0	0	0
Hospitals (HSP)	0	1	0	0	1
Hospitals Government Owned (HPE)	0	0	0	0	0
Hospital Satellite Sterile Compounding (SCP)	0	0	0	0	0
Hospital Satellite Sterile Compounding Government Owned (SCE)	0	0	0	0	0
Hypodermic Needle and Syringes (HYP)	1	0	1	1	3
Correctional Pharmacy (LCF)	0	0	0	0	0
Outsourcing Facility (OSF)	0	0	0	0	0
Outsourcing Facility Nonresident (NSF)	1	0	0	1	2
Pharmacy (PHY)	10	22	37	32	101
Pharmacy Government Owned (PHE)	4	1	3	6	14
Remote Dispensing Pharmacy (PHR)	0	0	0	0	0
Pharmacy Nonresident (NRP)	0	3	11	17	31
Sterile Compounding (LSC)	5	6	5	6	22
Sterile Compounding Government Owned (LSE)	5	0	2	3	10
Sterile Compounding Nonresident (NSC)	0	1	1	1	3
Surplus Medication Collection Distribution Intermediary (SME)	0	0	0	0	0
Third-Party Logistics Providers (TPL)	1	1	3	1	6
Third-Party Logistics Providers Nonresident (NPL)	9	4	8	3	24
Veterinary Food-Animal Drug Retailer (VET)	0	0	0	0	0
Wholesalers (WLS)	10	9	14	5	38
Wholesalers Government Owned (WLE)	0	0	0	1	1
Wholesalers Nonresident (OSD)	20	18	31	27	96
Total	158	147	201	206	712

Site Temporary Licenses Issued	July - Sept	Oct-Dec	Jan-Mar	Apr-Jun	Total FYTD
Drug Room -Temp (DRM)	0	0	0	0	0
Drug Room Government Owned -Temp (DRE)	0	0	0	0	0
Hospital - Temp (HSP)	7	6	0	2	15
Hospital Government Owned - Temp (HPE)	0	0	0	2	2
Hospital Satellite Sterile Compounding - Temp (SCP)	0	0	0	0	0
Hospital Satellite Sterile Compounding Government Owned - Temp (SCE)	0	0	0	0	0
Correctional Pharmacy - Temp (LCF)	0	0	0	0	0
Outsourcing Facility - Temp (OSF)	1	0	0	0	1
Outsourcing Facility Nonresident - Temp (NSF)	0	1	0	0	1
Pharmacy - Temp (PHY)	425	69	85	56	635
Pharmacy Government Owned - Temp (PHE)	0	0	1	0	1
Remote Dispensing Pharmacy - Temp (PHR)	0	0	0	0	0
Pharmacy Nonresident - Temp (NRP)	13	26	15	25	79
Sterile Compounding - Temp (LSC)	6	16	9	8	39
Sterile Compounding Government Owned - Temp (LSE)	1	0	0	1	2
Sterile Compounding Nonresident - Temp (NSC)	1	1	3	6	11
Third-Party Logistics Providers - Temp (TPL)	1	0	0	0	1
Third-Party Logistics Providers Nonresident - Temp (NPL)	1	8	1	2	12
Veterinary Food-Animal Drug Retailer - Temp (VET)	0	0	0	0	0
Wholesaler - Temp (WLS)	4	1	5	0	10
Wholesaler Government Owned - Temp (WLE)	0	0	1	0	1
Wholesalers Nonresident - Temp (OSD)	7	6	11	7	31
Total	467	134	131	109	841

PENDING APPLICATIONS (Data reflects number of pending applications at the end of the quarter)

Individual Applications Pending	July - Sept	Oct-Dec	Jan-Mar	Apr-Jun
Designated Representatives (EXC)	237	267	236	165
Designated Representatives Vet (EXV)	2	2	2	2
Designated Representatives-3PL (DRL)	64	63	61	57
Designated Representatives-Reverse Distributor (DRR)	4	3	4	3
Designated Paramedic (DPM)	0	0	0	0
Intern Pharmacist (INT)	153	50	48	46
Pharmacist (exam not eligible)	785	830	729	937
Pharmacist (exam eligible)	1,237	835	848	1,601
Advanced Practice Pharmacist (APH)	102	108	111	85
Pharmacy Technician (TCH)	2,061	1,645	1,598	2,118
Total	4,645	3,803	3,637	5,014

Temporary Individual Applications Pending (Military Spouses/Partners)	July - Sept	Oct-Dec	Jan-Mar	Apr-Jun
Temp-Designated Representatives-Wholesaler (TEX)	0	0	0	0
Temp-Designated Representatives-3PL (TDR)	0	0	0	0
Temp-Designated Representatives-Reverse Distributor (TRR)	0	0	0	0
Temp-Designated Paramedic (TDP)	0	0	0	0
Temp-Intern Pharmacist (TIN)	0	0	0	0
Temp-Pharmacist (TRP)	0	0	0	1
Temp-Advanced Practice Pharmacist (TAP)	0	0	0	0
Temp-Pharmacy Technician (TTC)	0	1	1	1
Total	0	1	1	2

Site Applications Pending	July - Sept	Oct-Dec	Jan-Mar	Apr-Jun
Automated Drug Delivery System (ADD(AUD))	41	80	47	27
Automated Drug Delivery System (ADD(APD))	0	1	1	11
Automated Drug Delivery System EMS (ADE)	0	0	0	0
Automated Patient Dispensing System 340B Clinic (ADC)	2	2	0	0
Centralized Hospital Packaging Government Owned (CHE)	1	1	1	1
Centralized Hospital Packaging (CHP)	1	1	1	1
Clinics (CLN)	171	171	184	173
Clinics Government Owned (CLE)	8	10	9	33
Drug Room (DRM)	1	1	1	1
Drug Room Government Owned (DRE)	0	0	0	0
Hospitals (HSP)	9	2	3	7
Hospitals Government Owned (HPE)	2	2	3	1
Hospital Satellite Sterile Compounding (SCP)	1	1	2	3
Hospital Satellite Sterile Compounding Government Owned (SCE)	0	0	0	1
Hypodermic Needle and Syringes (HYP)	29	30	26	30
Correctional Pharmacy (LCF)	1	1	1	2
Outsourcing Facility (OSF)	4	5	4	2
Outsourcing Facility Nonresident (NSF)	12	13	12	10
Pharmacy (PHY)	638	603	205	701
Pharmacy Government Owned (PHE)	8	6	8	3
Remote Dispensing Pharmacy (PHR)	4	5	3	1
Pharmacy Nonresident (NRP)	213	215	204	196
Sterile Compounding (LSC)	54	46	38	36
Sterile Compounding - Government Owned (LSE)	10	7	9	8
Sterile Compounding Nonresident (NSC)	27	22	18	19
Surplus Medication Collection Distribution Intermediary (SME)	0	0	0	0
Third-Party Logistics Providers (TPL)	10	10	8	8
Third-Party Logistics Providers Nonresident (NPL)	69	70	38	39
Veterinary Food-Animal Drug Retailer (VET)	1	1	0	0
Wholesalers (WLS)	80	77	34	44
Wholesalers Government Owned (WLE)	1	1	1	0
Wholesalers Nonresident (OSD)	165	172	94	108
Total	1,563	1,556	955	1,466

Applications Pending with Temporary Licenses Issued - Pending Full License	July - Sept	Oct-Dec	Jan-Mar	Apr-Jun
Drug Room -Temp (DRM)	0	0	0	0
Drug Room Government Owned-Temp (DRE)	0	0	0	0
Hospital - Temp (HSP)	8	13	5	2
Hospital Government Owned - Temp (HPE)	1	0	0	2
Hospital Satellite Sterile Compounding - Temp (SCP)	0	0	0	0
Hospital Satellite Sterile Compounding Government Owned - Temp (SCE)	1	0	0	0
Correctional Pharmacy -Temp (LCF)	0	0	0	0
Outsourcing Facility - Temp (OSF)	2	1	0	0
Outsourcing Facility Nonresident - Temp (NSF)	0	1	1	0
Pharmacy - Temp (PHY)	484	481	140	128
Pharmacy Government Owned - Temp (PHE)	2	1	1	1
Remote Dispensing Pharmacy - Temp (PHR)	0	0	0	0
Pharmacy Nonresident - Temp (NRP)	31	37	34	37
Sterile Compounding - Temp (LSC)	11	23	20	14
Sterile Compounding Government Owned - Temp (LSE)	1	0	0	1
Sterile Compounding Nonresident - Temp (NSC)	4	1	3	7
Third-Party Logistics Providers - Temp (TPL)	1	0	0	0
Third-Party Logistics Providers Nonresident - Temp (NPL)	1	8	7	0
Veterinary Food-Animal Drug Retailer - Temp (VET)	0	0	0	0
Wholesaler - Temp (WLS)	5	2	5	0
Wholesaler Government Owned - Temp (WLE)	0	0	1	0
Wholesalers Nonresident - Temp (OSD)	8	8	13	9
Total	560	576	230	201

APPLICATIONS WITHDRAWN

Individual Applications	July - Sept	Oct-Dec	Jan-Mar	Apr-Jun	Total FYTD
Designated Representatives (EXC)	39	3	1	40	83
Designated Representatives Vet (EXV)	1	0	0	1	2
Designated Representatives-3PL (DRL)	96	2	0	2	100
Designated Representatives-Reverse Distributor (DRR)	0	0	0	0	0
Designated Paramedic (DPM)	0	0	0	0	0
Intern Pharmacist (INT)	14	2	2	1	19
Pharmacist (exam applications)	3	29	11	4	47
Advanced Practice Pharmacist (APH)	1	0	0	2	3
Pharmacy Technician (TCH)	21	14	103	3	141
Total	175	50	117	53	395

Temporary Individual Applications (Military Spouses/Partners)	July - Sept	Oct-Dec	Jan-Mar	Apr-Jun	Total FYTD
Temp-Designated Representatives-Wholesaler (TEX)	0	0	0	0	0
Temp-Designated Representatives-3PL (TDR)	0	0	0	0	0
Temp-Designated Representatives-Reverse Distributor (TRR)	0	0	0	0	0
Temp-Designated Paramedic (TDP)	0	0	0	0	0
Temp-Intern Pharmacist (TIN)	0	0	0	0	0
Temp-Pharmacist (TRP)	0	0	0	0	0
Temp-Advanced Practice Pharmacist (TAP)	0	0	0	0	0
Temp-Pharmacy Technician (TTC)	0	0	0	0	0
Total	0	0	0	0	0

Site Applications	July - Sept	Oct-Dec	Jan-Mar	Apr-Jun	Total FYTD
Automated Drug Delivery System (ADD(AUD))	3	0	5	4	12
Automated Drug Delivery System (ADD(APD))	0	0	1	0	1
Automated Drug Delivery System EMS (ADE)	0	0	0	0	0
Automated Patient Dispensing System 340B Clinic (ADC)	0	0	0	0	0
Centralized Hospital Packaging Government Owned (CHE)	0	0	0	0	0
Centralized Hospital Packaging (CHP)	0	0	0	0	0
Clinics (CLN)	42	2	2	0	46
Clinics Government Owned (CLE)	3	0	0	0	3
Drug Room (DRM)	0	0	0	0	0
Drug Room Government Owned (DRE)	0	0	0	0	0
Hospitals (HSP)	0	1	0	0	1
Hospitals Government Ownerd (HPE)	1	0	1	0	2
Hospital Satellite Sterile Compounding (SCP)	1	0	0	0	1
Hospital Satellite Sterile Compounding Government Owned (SCE)	0	0	0	0	0
Hypodermic Needle and Syringes (HYP)	0	0	8	0	8
Correctional Pharmacy (LCF)	0	0	0	0	0
Outsourcing Facility (OSF)	0	0	0	0	0
Outsourcing Facility Nonresident (NSF)	1	0	3	2	6
Pharmacy (PHY)	9	45	351	8	413
Pharmacy Government Owned (PHE)	0	1	0	0	1
Remote Dispensing Pharmacy (PHR)	0	0	2	2	4
Pharmacy Nonresident (NRP)	7	3	9	3	22
Sterile Compounding (LSC)	2	11	0	4	17
Sterile Compounding - Government Owned (LSE)	0	4	0	0	4
Sterile Compounding Nonresident (NSC)	1	2	3	0	6
Surplus Medication Collection Distribution Intermediary (SME)	0	0	0	0	0
Third-Party Logistics Providers (TPL)	0	0	0	0	0
Third-Party Logistics Providers Nonresident (NPL)	1	3	30	0	34
Veterinary Food-Animal Drug Retailer (VET)	0	0	1	0	1
Wholesalers (WLS)	0	2	32	1	35
Wholesalers Government Owned (WLE)	0	0	1	0	1
Wholesalers Nonresident (OSD)	7	1	68	0	76
Total	78	75	517	24	694

APPLICATIONS DENIED

Individual Applications	July - Sept	Oct-Dec	Jan-Mar	Apr-Jun	Total FYTD
Designated Representatives (EXC)	0	0	0	1	1
Designated Representatives Vet (EXV)	0	0	0	0	0
Designated Representatives-3PL (DRL)	0	0	0	0	0
Designated Representatives-Reverse Distributor (DRR)	0	0	0	0	0
Designated Paramedic (DPM)	0	0	0	0	0
Intern Pharmacist (INT)	1	0	1	0	2
Pharmacist (exam application)	0	1	0	0	1
Pharmacist (exam eligible)	0	0	0	0	0
Advanced Practice Pharmacist (APH)	1	0	0	0	1
Pharmacy Technician (TCH)	13	6	9	4	32
Total	15	7	10	5	37

Temporary Individual Applications (Military Spouses/Partners)	July - Sept	Oct-Dec	Jan-Mar	Apr-Jun	Total FYTD
Temp-Designated Representatives-Wholesaler (TEX)	0	0	0	0	0
Temp-Designated Representatives-3PL (TDR)	0	0	0	0	0
Temp-Designated Representatives-Reverse Distributor (TRR)	0	0	0	0	0
Temp-Designated Paramedic (TDP)	0	0	0	0	0
Temp-Intern Pharmacist (TIN)	0	0	0	0	0
Temp-Pharmacist (TRP)	0	0	0	0	0
Temp-Advanced Practice Pharmacist (TAP)	0	0	0	0	0
Temp-Pharmacy Technician (TTC)	0	0	0	0	0
Total	0	0	0	0	0

Site Applications	July - Sept	Oct-Dec	Jan-Mar	Apr-Jun	Total FYTD
Centralized Hospital Packaging Government Owned (CHE)	0	0	0	0	0
Centralized Hospital Packaging (CHP)	0	0	0	0	0
Clinics (CLN)	0	0	0	0	0
Clinics Government Owned (CLE)	0	0	0	0	0
Drug Room (DRM)	0	0	0	0	0
Drug Room Government Owned (DRE)	0	0	0	0	0
Hospitals (HSP)	0	0	0	0	0
Hospitals Government Owned (HPE)	0	0	0	0	0
Hospital Satellite Sterile Compounding (SCP)	0	0	0	0	0
Hospital Satellite Sterile Compounding Government Owned (SCE)	0	0	0	0	0
Hypodermic Needle and Syringes (HYP)	0	0	0	0	0
Correctional Pharmacy (LCF)	0	0	0	0	0
Outsourcing Facility (OSF)	0	1	0	2	3
Outsourcing Facility Nonresident (NSF)	1	0	0	2	3
Pharmacy (PHY)	1	1	1	0	3
Pharmacy Government Owned (PHE)	0	0	0	0	0
Remote Dispensing Pharmacy (PHR)	0	0	0	0	0
Pharmacy Nonresident (NRP)	0	0	0	0	0
Sterile Compounding (LSC)	0	0	0	0	0
Sterile Compounding Government Owned (LSE)	0	0	0	0	0
Sterile Compounding Nonresident (NSC)	0	0	0	1	1
Surplus Medication Collection Distribution Intermediary (SME)	0	0	0	0	0
Third-Party Logistics Providers (TPL)	0	0	0	0	0
Third-Party Logistics Providers Nonresident (NPL)	0	0	0	0	0
Veterinary Food-Animal Drug Retailer (VET)	0	0	0	0	0
Wholesalers (WLS)	0	0	1	0	1
Wholesalers Government Owned (WLE)	0	0	0	0	0
Wholesalers Nonresident (OSD)	0	0	0	0	0
Total	2	2	2	5	11

RESPOND TO STATUS INQUIRIES

Email Inquiries	July - Sept	Oct-Dec	Jan-Mar	Apr-Jun	Total FYTD
Designated Representative Received	524	523	234	633	1,914
Designated Representative Responded	215	293	195	355	1,058
Advanced Practice Pharmacist Received	337	252	183	280	1,052
Advanced Practice Pharmacist Responded	195	168	90	300	753
Pharmacist/Intern Received	1,301	1,117	1,145	1,366	4,929
Pharmacist/Intern Responded	1,301	1,117	1,145	1,366	4,929
Pharmacy Technician Received	2,317	1,934	1,710	1,618	7,579
Pharmacy Technician Responded	1,083	1,135	1,409	1,511	5,138
Pharmacy Received	3,228	3,307	3,444	3,290	13,269
Pharmacy Responded	3,033	3,160	3,085	2,981	12,259
Sterile Compounding/Outsourcing Received	987	815	888	886	3,576
Sterile Compounding/Outsourcing Responded	653	550	541	673	2,417
Wholesale/Hypodermic/3PL Received	1,328	631	1,463	1,207	4,629
Wholesale/Hypodermic/3PL Responded	953	582	1,396	1,085	4,016
Clinic Received	475	309	828	526	2,138
Clinic Responded	311	147	337	462	1,257
Automated Drug Delivery Systems Received	424	323	405	491	1,643
Automated Drug Delivery Systems Responded	188	201	326	328	1,043
Pharmacist-in-Charge Received	1,052	1,120	1,178	1,272	4,622
Pharmacist-in-Charge Responded	1,213	1,004	1,137	1,086	4,440
Change of Permit Received	711	690	707	726	2,834
Change of Permit Responded	921	884	842	813	3,460
Renewals Received	1,128	1,212	1,948	1,928	6,216
Renewals Responded	892	1,185	1,923	1,940	5,940

Telephone Calls Received	July - Sept	Oct-Dec	Jan-Mar	Apr-Jun	Total FYTD
Designated Representative	51	55	25	39	170
Advanced Practice Pharmacist	74	46	84	79	283
Pharmacist/Intern	743	597	629	802	2,771
Pharmacy	423	437	326	207	1,393
Sterile Compounding/Outsourcing	50	60	36	30	176
Wholesale/Hypodermic/3PL	278	85	92	99	554
Clinic	68	59	72	67	266
Automated Drug Delivery Systems	4	4	9	9	26
Pharmacist-in-Charge	161	288	87	117	653
Change of Permit	43	64	42	55	204
Renewals	1,760	2,431	2,234	1,909	8,334
Reception	19,302	17,823	16,424	14,652	68,201

UPDATE LICENSING RECORDS

Change of Pharmacist-in-Charge	July - Sept	Oct-Dec	Jan-Mar	Apr-Jun	Total FYTD
Received	504	527	460	475	1,966
Processed	482	526	461	386	1,855
Approved	561	424	545	404	1,934
Pending (Data reflects number of pending at the end of the quarter.)	196	304	215	253	253
Change of Designated Representative-in-Charge	July - Sept	Oct-Dec	Jan-Mar	Apr-Jun	Total FYTD
Received	44	37	44	54	179
Processed	45	37	38	50	170
Approved	45	32	35	52	164
Pending (Data reflects number of pending at the end of the quarter.)	25	20	27	26	26
Change of Responsible Manager	July - Sept	Oct-Dec	Jan-Mar	Apr-Jun	Total FYTD
Received	16	8	16	11	51
Processed	13	10	13	12	48
Approved	12	10	14	13	49
Pending (Data reflects number of pending at the end of the quarter.)	9	7	9	8	8
Change of Professional Director	July - Sept	Oct-Dec	Jan-Mar	Apr-Jun	Total FYTD
Received	19	15	18	27	79
Processed	15	20	18	26	79
Approved	14	19	18	25	76
Pending (Data reflects number of pending at the end of the quarter.)	13	6	7	9	9
Change of Permits	July - Sept	Oct-Dec	Jan-Mar	Apr-Jun	Total FYTD
Received	711	589	493	680	2,473
Processed	1,047	870	703	656	3,276
Approved	1,105	923	770	611	3,409
Pending (Data reflects number of pending at the end of the quarter.)	714	347	112	177	177
Discontinuance of Business	July - Sept	Oct-Dec	Jan-Mar	Apr-Jun	Total FYTD
Received	134	103	122	284	643
Processed	137	95	118	288	638
Approved	184	61	138	173	556
Pending (Data reflects number of pending at the end of the quarter.)	92	126	116	223	223
Intern Pharmacist Extensions	July - Sept	Oct-Dec	Jan-Mar	Apr-Jun	Total FYTD
Received	49	17	51	62	179
Processed	49	17	47	61	174
Completed	32	21	55	64	172
Pending (Data reflects number of pending at the end of the quarter.)	27	22	19	16	16
Requests Approved	July - Sept	Oct-Dec	Jan-Mar	Apr-Jun	Total FYTD
Address/Name Changes	2,671	2,360	2,486	2,405	9,922
Off-site Storage	48	10	41	32	131
Transfer of Intern Hours	6	1	5	1	13
License Verification	126	87	94	86	393

DISCONTINUED BUSINESS

discontinued by reported date of closure

Site Licenses	July - Sept	Oct-Dec	Jan-Mar	Apr-Jun	Total FYTD
Automated Drug Delivery System (ADD(AUD))	28	10	7	15	60
Automated Drug Delivery System (ADD(APD))	0	0	1	0	1
Automated Drug Delivery System EMS (ADE)	0	0	0	0	0
Automated Patient Dispensing System 340B Clinic (ADC)	0	0	0	0	0
Centralized Hospital Packaging Government Owned (CHE)	0	0	0	0	0
Centralized Hospital Packaging (CHP)	0	0	0	0	0
Clinics (CLN)	11	7	7	5	30
Clinics Government Owned (CLE)	8	1	2	0	11
Drug Room (DRM)	1	0	0	0	1
Drug Room Government Owned (DRE)	0	0	0	0	0
Hospitals (HSP)	0	1	0	0	1
Hospitals Government Owned (HPE)	0	0	1	0	1
Hospital Satellite Sterile Compounding (SCP)	0	0	0	0	0
Hospital Satellite Sterile Compounding Government Owned (SCE)	0	0	0	0	0
Hypodermic Needle and Syringes (HYP)	1	1	0	0	2
Correctional Pharmacy (LCF)	1	0	0	0	1
Outsourcing Facility (OSF)	0	0	0	0	0
Outsourcing Facility Nonresident (NSF)	1	1	0	0	2
Pharmacy (PHY)	29	22	23	22	96
Pharmacy (PHY) Chain	11	5	34	128	178
Pharmacy Government Owned (PHE)	0	0	0	0	0
Remote Dispensing Pharmacy (PHR)	0	0	0	0	0
Pharmacy Nonresident (NRP)	7	5	5	6	23
Sterile Compounding (LSC)	5	4	4	7	20
Sterile Compounding Government Owned (LSE)	0	0	0	3	3
Sterile Compounding Nonresident (NSC)	0	2	2	0	4
Surplus Medication Collection Distribution Intermediary (SME)	0	0	0	0	0
Third-Party Logistics Providers (TPL)	1	0	0	0	1
Third-Party Logistics Providers Nonresident (NPL)	1	3	1	6	11
Veterinary Food-Animal Drug Retailer (VET)	0	0	0	0	0
Wholesalers (WLS)	3	2	4	8	17
Wholesalers Government Owned (WLE)	0	0	0	0	0
Wholesalers Nonresident (OSD)	5	6	9	7	27
Total	113	70	100	207	490

LICENSES RENEWED

Individual Licenses Renewed	July - Sept	Oct-Dec	Jan-Mar	Apr-Jun	Total FYTD
Designated Representatives (EXC)	561	533	757	556	2,407
Designated Representatives Vet (EXV)	17	8	16	14	55
Designated Representatives-3PL (DRL)	122	96	129	112	459
Designated Representatives-Reverse Distributor (DRR)	1	5	4	3	13
Designated Paramedic (DPM)	0	0	0	0	0
Pharmacist (RPH)	6,180	5,411	5,763	5,435	22,789
Advanced Practice Pharmacist (APH)	176	172	168	143	659
Pharmacy Technician (TCH)	7,014	6,896	8,061	6,884	28,855
Total	14,071	13,121	14,898	13,147	55,237

Site Licenses Renewed	July - Sept	Oct-Dec	Jan-Mar	Apr-Jun	Total FYTD
Automated Drug Delivery System (ADD(APD & AUD))	151	660	61	218	1,090
Automated Drug Delivery System EMS (ADE)	0	0	0	0	0
Automated Patient Dispensing System 340B Clinic (ADC)	0	0	0	3	3
Centralized Hospital Packaging Government Owned (CHE)	1	0	0	1	2
Centralized Hospital Packaging (CHP)	3	1	3	3	10
Clinics (CLN)	380	405	278	287	1,350
Clinics Government Owned (CLE)	52	783	14	49	898
Drug Room (DRM)	4	5	10	2	21
Drug Room Government Owned (DRE)	3	6	0	0	9
Hospitals (HSP)	72	128	96	90	386
Hospitals Government Owned (HPE)	33	19	9	21	82
Hospital Satellite Sterile Compounding (SCP)	2	1	0	1	4
Hospital Satellite Sterile Compounding Government Owned (SCE)	2	0	0	4	6
Hypodermic Needle and Syringes (HYP)	41	64	48	42	195
Correctional Pharmacy (LCF)	6	47	0	1	54
Outsourcing Facility (OSF)	0	1	0	1	2
Outsourcing Facility Nonresident (NSF)	2	4	7	5	18
Pharmacy (PHY)	1,122	1,794	1,099	1,410	5,425
Pharmacy Government Owned (PHE)	58	55	9	30	152
Remote Dispensing Pharmacy (PHR)	1	1	0	1	3
Pharmacy Nonresident (NRP)	92	152	151	115	510
Sterile Compounding (LSC)	134	260	143	161	698
Sterile Compounding Government Owned (LSE)	60	7	11	54	132
Sterile Compounding Nonresident (NSC)	6	14	13	11	44
Surplus Medication Collection Distribution Intermediary (SME)	1	0	0	0	1
Third-Party Logistics Providers (TPL)	14	8	8	4	34
Third-Party Logistics Providers Nonresident (NPL)	52	34	32	28	146
Veterinary Food-Animal Drug Retailer (VET)	2	1	9	4	16
Wholesalers (WLS)	110	71	88	104	373
Wholesalers Government Owned (WLE)	3	6	0	0	9
Wholesalers Nonresident (OSD)	202	147	193	190	732
Total	2,609	4,674	2,282	2,840	12,405

CURRENT LICENSES - Data reflects number of licenses at the end of the quarter.

Individual Licenses	July - Sept	Oct-Dec	Jan-Mar	Apr-Jun
Designated Representatives (EXC)	2,933	2,945	2,979	3,033
Designated Representatives Vet (EXV)	61	60	60	59
Designated Representatives-3PL (DRL)	599	606	626	637
Designated Representatives-Reverse Distributor (DRR)	20	22	18	24
Designated Paramedic (DPM)	3	3	3	3
Intern Pharmacist (INT)	4,682	4,585	4,543	4,153
Pharmacist (RPH)	50,363	50,423	50,268	50,019
Advanced Practice Pharmacist (APH)	1,383	1,407	1,433	1,509
Pharmacy Technician (TCH)	66,185	66,642	66,385	66,541
Total	126,229	126,693	126,315	125,978

Temporary Individual Licenses (Military Spouses/Partners)	July - Sept	Oct-Dec	Jan-Mar	Apr-Jun
Temp-Designated Representatives-Wholesaler (TEX)	0	0	0	0
Temp-Designated Representatives-3PL (TDR)	0	0	0	0
Temp-Designated Representatives-Reverse Distributor (TRR)	0	0	0	0
Temp-Designated Paramedic (TDP)	0	0	0	0
Temp-Intern Pharmacist (TIN)	0	0	0	0
Temp-Pharmacist (TRP)	0	0	0	0
Temp-Advanced Practice Pharmacist (TAP)	0	0	0	0
Temp-Pharmacy Technician (TTC)	7	7	6	6
Total	7	7	6	6

Site Licenses	July - Sept	Oct-Dec	Jan-Mar	Apr-Jun
Automated Drug Delivery System (ADD(AUD))	1,111	1,129	1,155	1,178
Automated Drug Delivery System (ADD(APD))	15	15	14	13
Automated Drug Delivery System EMS (ADE)	1	1	1	1
Automated Patient Dispensing System 340B Clinic (ADC)	1	1	3	3
Centralized Hospital Packaging Government Owned (CHE)	2	2	2	2
Centralized Hospital Packaging (CHP)	8	8	8	8
Clinics (CLN)	1,476	1,500	1,444	1,470
Clinics Government Owned (CLE)	938	942	920	918
Drug Room (DRM)	21	21	20	20
Drug Room Government Owned (DRE)	10	10	10	9
Hospitals (HSP)	401	407	401	400
Hospitals Government Owned (HPE)	84	83	82	84
Hospital Satellite Sterile Compounding (SCP)	4	4	4	4
Hospital Satellite Sterile Compounding Government Owned (SCE)	5	5	5	5
Hypodermic Needle and Syringes (HYP)	233	233	217	218
Correctional Pharmacy (LCF)	54	54	54	54
Outsourcing Facility (OSF)	3	3	3	3
Outsourcing Facility Nonresident (NSF)	21	21	20	21
Pharmacy (PHY)	5,926	5,945	5,949	5,887
Pharmacy Government Owned (PHE)	152	153	156	160
Remote Dispensing Pharmacy (PHR)	3	3	3	3
Pharmacy Nonresident (NRP)	587	597	584	599
Sterile Compounding (LSC)	683	688	686	688
Sterile Compounding Government Owned (LSE)	116	115	116	118
Sterile Compounding Nonresident (NSC)	53	53	53	54
Surplus Medication Collection Distribution Intermediary (SME)	1	1	1	1
Third-Party Logistics Providers (TPL)	41	41	43	43
Third-Party Logistics Providers Nonresident (NPL)	165	174	173	174
Veterinary Food-Animal Drug Retailer (VET)	18	18	16	16
Wholesalers (WLS)	489	492	460	449
Wholesalers Government Owned (WLE)	11	11	11	11
Wholesalers Nonresident (OSD)	828	841	826	847
Total	13,461	13,571	13,440	13,461
Total Population of Licenses	139,697	140,271	139,761	139,445

Licensing Statistics 3-Year Comparison

APPLICATIONS RECEIVED					
Individual Applications	FY 22/23	FY 23/24	FY 24/25	% CHANGE FY 22/23 to FY 24/25	TREND LINES
Designated Representatives (EXC)	465	394	520	12%	
Designated Representatives Vet (EXV)	8	8	2	-75%	
Designated Representatives-3PL (DRL)	145	151	137	-6%	
Designated Representatives-Reverse Distributor (DRR)	6	6	9	50%	
Designated Paramedic (DPM)	1	1	0	-100%	
Intern Pharmacist (INT)	1,312	1,178	1,260	-4%	
Pharmacist Exam Applications	2,009	1,787	1,674	-17%	
Pharmacist Retake Exam Applications (exam applications)	1,459	1,377	1,236	-15%	
Pharmacist (initial licensing applications)	1,801	1,555	1,357	-25%	
Advanced Practice Pharmacist (APH)	163	157	161	-1%	
Pharmacy Technician (TCH)	5,494	5,239	6,237	14%	
Total	12,863	11,853	12,593	-2%	

Temporary Individual Applications (Military Spouse/Partners)	FY 22/23	FY 23/24	FY 24/25	% CHANGE FY 22/23 to FY 24/25	TREND LINES
Temp-Designated Representatives-Wholesaler (TEX)	N/A	0	0	n/a	
Temp-Designated Representatives-3PL (TDR)	N/A	0	0	n/a	
Temp-Designated Representatives-Reverse Distributor (TRR)	N/A	0	0	n/a	
Temp-Designated Paramedic (TDP)	N/A	0	0	n/a	
Temp-Intern Pharmacist (TIN)	N/A	0	0	n/a	
Temp-Pharmacist (TRP)	N/A	0	1	n/a	
Temp-Advanced Practice Pharmacist (TAP)	N/A	0	0	n/a	
Temp-Pharmacy Technician (TTC)	N/A	6	9	n/a	
Total	0	6	10	n/a	

Licensing Statistics 3-Year Comparison

Site Applications*	FY 22/23	FY 23/24	FY 24/25	% CHANGE FY 22/23 to FY 24/25	TREND LINES
Automated Drug Delivery System (ADD(AUD))	381	240	189	-50%	
Automated Drug Delivery System (ADD(APD))	4	4	11	175%	
Automated Drug Delivery System EMS (ADE)	0	0	0	0%	
Automated Patient Dispensing System 340B Clinic (ADC)	1	0	6	500%	
Centralized Hospital Packaging Government Owned (CHE)	0	0	0	0%	
Centralized Hospital Packaging (CHP)	0	0	1	100%	
Clinics (CLN)	263	137	162	-38%	
Clinics Government Owned (CLE)	49	60	54	10%	
Drug Room (DRM)	0	0	0	0%	
Drug Room Government Owned (DRE)	0	0	0	0%	
Hospitals (HSP)	13	13	12	-8%	
Hospitals Government Owned (HPE)	0	8	3	100%	
Hospital Satellite Sterile Compounding (SCP)	1	2	1	0%	
Hospital Satellite Sterile Compounding Government Owned (SCE)	0	0	1	100%	
Hypodermic Needle and Syringes (HYP)	6	21	12	100%	
Correctional Pharmacy (LCF)	2	0	1	-50%	
Outsourcing Facility (OSF)	2	5	3	50%	
Outsourcing Facility Nonresident (NSF)	10	6	9	-10%	
Pharmacy (PHY)	365	378	407	12%	
Pharmacy (PHY) Chain	17	371	845	4871%	
Pharmacy Government Owned (PHE)	3	5	13	333%	
Remote Dispensing Pharmacy (PHR)	1	0	1	0%	
Pharmacy Nonresident (NRP)	110	136	137	25%	
Sterile Compounding (LSC)	49	42	58	18%	
Sterile Compounding Government Owned (LSE)	3	10	12	300%	
Sterile Compounding Nonresident (NSC)	15	17	20	33%	
Surplus Medication Collection Distribution Intermediary (SME)	0	0	0	0%	
Third-Party Logistics Providers (TPL)	4	11	5	25%	
Third-Party Logistics Providers Nonresident (NPL)	45	32	36	-20%	
Veterinary Food-Animal Drug Retailer (VET)	2	1	0	-100%	
Wholesalers (WLS)	58	66	50	-14%	
Wholesalers Government Owned (WLE)	0	1	2	100%	
Wholesalers Nonresident (OSD)	119	103	149	25%	
Total	1,523	1,669	2,200	44%	
*Number of applications received includes the number of temporary applications received.					

Licensing Statistics 3-Year Comparison

Applications Received with Temporary License Requests	FY 22/23	FY 23/24	FY 24/25	% CHANGE FY 22/23 to FY 24/25	TREND LINES
Drug Room -Temp (DRM)	0	0	0	0%	
Drug Room Government Owned -Temp (DRE)	0	0	0	0%	
Hospitals - Temp (HSP)	11	12	11	0%	
Hospital Government Owned -Temp (HPE)	0	8	2	100%	
Hospital Satellite Sterile Compounding - Temp (SCP)	0	1	0	0%	
Hospital Satellite Sterile Compounding Government Owned - Temp (SCE)	0	0	0	0%	
Correctional Pharmacy - Temp (LCF)	0	0	0	0%	
Outsourcing Facility - Temp (OSF)	2	2	1	-50%	
Outsourcing Facility Nonresident - Temp (NSF)	3	1	2	-33%	
Pharmacy - Temp (PHY)	275	649	1,185	331%	
Pharmacy Government Owned - Temp (PHE)	1	2	5	400%	
Remote Dispensing Pharmacy - Temp (PHR)	0	0	1	100%	
Pharmacy Nonresident - Temp (NRP)	63	96	100	59%	
Sterile Compounding - Temp (LSC)	22	28	46	109%	
Sterile Compounding Government Owned - Temp (LSE)	0	8	3	100%	
Sterile Compounding Nonresident - Temp (NSC)	9	11	14	56%	
Third-Party Logistics Providers - Temp (TPL)	4	5	3	-25%	
Third-Party Logistics Providers Nonresident - Temp (NPL)	11	14	19	73%	
Veterinary Food-Animal Drug Retailer - Temp (VET)	2	0	0	-100%	
Wholesalers - Temp (WLS)	25	27	20	-20%	
Wholesaler Government Owned - Temp (WLE)	0	0	1	100%	
Wholesalers Nonresident - Temp (OSD)	60	40	55	-8%	
Total	488	904	1,468	201%	
Total Applications Received	14,874	14,432	16,271	9%	











Licensing Statistics 3-Year Comparison

LICENSES ISSUED					
Individual Licenses	FY 22/23	FY 23/24	FY 24/25	% CHANGE FY 22/23 to FY 24/25	TREND LINES
Designated Representatives (EXC)	434	394	489	13%	
Designated Representatives Vet (EXV)	6	11	2	-67%	
Designated Representatives-3PL (DRL)	137	157	143	4%	
Designated Representatives-Reverse Distributor (DRR)	7	6	10	43%	
Designated Paramedic (DPM)	1	1	0	-100%	
Intern Pharmacist (INT)	1,323	1,192	1,251	-5%	
Pharmacist (RPH)	1,815	1,564	1,358	-25%	
Advanced Practice Pharmacist (APH)	154	159	164	6%	
Pharmacy Technician (TCH)	3,742	5,744	5,802	55%	
Total	7,619	9,228	9,219	21%	
Temporary Individual Licenses (Military Spouse/Partners)					
Temporary Individual Licenses (Military Spouse/Partners)	FY 22/23	FY 23/24	FY 23/24	% CHANGE FY 22/23 to FY 24/25	TREND LINES
Temp-Designated Representatives-Wholesaler (TEX)	N/A	0	0	n/a	
Temp-Designated Representatives-3PL (TDR)	N/A	0	0	n/a	
Temp-Designated Representatives-Reverse Distributor (TRR)	N/A	0	0	n/a	
Temp-Designated Paramedic (TDP)	N/A	0	0	n/a	
Temp-Intern Pharmacist (TIN)	N/A	0	0	n/a	
Temp-Pharmacist (TRP)	N/A	0	0	n/a	
Temp-Advanced Practice Pharmacist (TAP)	N/A	0	0	n/a	
Temp-Pharmacy Technician (TTC)	N/A	4	7	n/a	
Total	0	4	7	n/a	

Licensing Statistics 3-Year Comparison

Site Licenses	FY 22/23	FY 23/24	FY 24/25	% CHANGE FY 22/23 to FY 24/25	TREND LINES
Automated Drug Delivery System (ADD(AUD)) ** ADD (AUD & APD) Combined in AUD for FY 19-21.	290	295	193	-33%	
Automated Drug Delivery System (ADD(APD)) ** ADD (AUD & APD) Combined in AUD for FY 19-21.	3	3	1	-67%	
Automated Drug Delivery System EMS (ADE)	0	0	0	0%	
Automated Patient Dispensing System 340B Clinic (ADC)	1	0	2	100%	
Centralized Hospital Packaging Government Owned (CHE)	0	0	0	0%	
Centralized Hospital Packaging (CHP)	0	0	0	0%	
Clinics (CLN)	198	75	135	-32%	
Clinics Government Owned (CLE)	44	67	29	-34%	
Drug Room (DRM)	0	0	0	0%	
Drug Room Government Owned (DRE)	0	0	0	0%	
Hospitals (HSP)	0	1	1	100%	
Hospitals Government Owned (HPE)	0	0	0	0%	
Hospital Satellite Sterile Compounding (SCP)	0	0	0	0%	
Hospital Satellite Sterile Compounding Government Owned (SCE)	2	0	0	-100%	
Hypodermic Needle and Syringes (HYP)	5	3	3	-40%	
Correctional Pharmacy (LCF)	1	0	0	-100%	
Outsourcing Facility (OSF)	0	1	0	0%	
Outsourcing Facility Nonresident (NSF)	2	3	2	0%	
Pharmacy (PHY)	63	70	101	60%	
Pharmacy Government Owned (PHE)	5	10	14	180%	
Remote Dispensing Pharmacy (PHR)	0	1	0	0%	
Pharmacy Nonresident (NRP)	31	15	31	0%	
Sterile Compounding (LSC)	21	13	22	5%	
Sterile Compounding Government Owned (LSE)	2	1	10	400%	
Sterile Compounding Nonresident (NSC)	4	4	3	-25%	
Surplus Medication Collection Distribution Intermediary (SME)	0	0	0	0%	
Third-Party Logistics Providers (TPL)	3	3	6	100%	
Third-Party Logistics Providers Nonresident (NPL)	18	26	24	33%	
Veterinary Food-Animal Drug Retailer (VET)	2	0	0	-100%	
Wholesalers (WLS)	23	34	38	65%	
Wholesalers Government Owned (WLE)	0	1	1	100%	
Wholesalers Nonresident (OSD)	53	62	96	81%	
Total	771	688	712	-8%	
Site Temporary Licenses	FY 22/23	FY 23/24	FY 24/25	% CHANGE FY 22/23 to FY 24/25	TREND LINES
Drug Room -Temp (DRM)	1	0	0	-100%	
Drug Room Government Owned -Temp (DRE)	0	0	0	0%	
Hospitals - Temp (HSP)	10	7	15	50%	
Hospital Government Owned -Temp (HPE)	0	8	2	100%	
Hospital Satellite Sterile Compounding - Temp (SCP)	0	0	0	0%	
Hospital Satellite Sterile Compounding Government Owned - Temp (SCE)	0	1	0	0%	
Correctional Pharmacy - Temp (LCF)	0	0	0	0%	
Outsourcing Facility - Temp (OSF)	1	0	1	0%	
Outsourcing Facility Nonresident - Temp (NSF)	0	0	1	100%	
Pharmacy - Temp (PHY)	202	252	635	214%	
Pharmacy Government Owned - Temp (PHE)	1	3	1	0%	
Remote Dispensing Pharmacy - Temp (PHR)	0	0	0	0%	
Pharmacy Nonresident - Temp (NRP)	49	66	79	61%	
Sterile Compounding - Temp (LSC)	24	16	39	63%	






Licensing Statistics 3-Year Comparison

Sterile Compounding Government Owned - Temp (LSE)	0	7	2	100%	
Sterile Compounding Nonresident - Temp (NSC)	3	5	11	267%	
Third-Party Logistics Providers - Temp (TPL)	1	2	1	0%	
Third-Party Logistics Providers Nonresident - Temp (NPL)	8	5	12	50%	
Veterinary Food-Animal Drug Retailer - Temp (VET)	0	0	0	0%	
Wholesalers - Temp (WLS)	9	16	10	11%	
Wholesaler Government Owned - Temp (WLE)	0	0	1	100%	
Wholesalers Nonresident - Temp (OSD)	29	21	31	7%	
Total	338	409	841	149%	
Total Licenses Issued	8,728	10,329	10,779	23%	

Licensing Statistics 3-Year Comparison

PENDING APPLICATIONS					
Individual Applications	FY 22/23	FY 23/24	FY 24/25	% CHANGE FY 22/23 to FY 24/25	TREND LINES
Designated Representatives (EXC)	226	216	165	-27%	
Designated Representatives Vet (EXV)	7	4	2	-71%	
Designated Representatives-3PL (DRL)	99	96	57	-42%	
Designated Representatives-Reverse Distributor (DRR)	3	2	3	0%	
Designated Paramedic (DPM)	0	0	0	0%	
Intern Pharmacist (INT)	87	59	46	-47%	
Pharmacist (exam applications)	1,322	731	937	-29%	
Pharmacist (eligible)	1,785	1,834	1,601	-10%	
Advanced Practice Pharmacist (APH)	104	93	85	-18%	
Pharmacy Technician (TCH)	2,483	1,819	2,118	-15%	
Total	6,116	4,854	5,014	-18%	
Temporary Individual Applications (Military Spouses/Partner)	FY 22/23	FY 23/24	FY 23/24	% CHANGE FY 22/23 to FY 24/25	TREND LINES
Temp-Designated Representatives-Wholesaler (TEX)	N/A	0	0	n/a	
Temp-Designated Representatives-3PL (TDR)	N/A	0	0	n/a	
Temp-Designated Representatives-Reverse Distributor (TRR)	N/A	0	0	n/a	
Temp-Designated Paramedic (TDP)	N/A	0	0	n/a	
Temp-Intern Pharmacist (TIN)	N/A	0	0	n/a	
Temp-Pharmacist (TRP)	N/A	0	1	n/a	
Temp-Advanced Practice Pharmacist (TAP)	N/A	0	0	n/a	
Temp-Pharmacy Technician (TTC)	N/A	1	1	n/a	
Total	0	1	2	n/a	
Site Applications	FY 22/23	FY 23/24	FY 24/25	% CHANGE FY 22/23 to FY 24/25	TREND LINES
Automated Drug Delivery System (ADD(AUD))	206	44	27	-87%	
Automated Drug Delivery System (ADD(APD))	46	0	11	-76%	
Automated Drug Delivery System EMS (ADE)	0	0	0	0%	
Automated Patient Dispensing System 340B Clinic (ADC)	0	0	0	0%	
Centralized Hospital Packaging Government Owned (CHE)	1	1	1	0%	
Centralized Hospital Packaging (CHP)	0	0	1	100%	
Clinics (CLN)	160	197	173	8%	
Clinics Government Owned (CLE)	19	13	33	74%	
Drug Room (DRM)	1	1	1	0%	
Drug Room Government Owned (DRE)	0	0	0	0%	
Hospitals (HSP)	6	11	7	17%	
Hospitals Government Owned (HPE)	2	2	1	-50%	
Hospital Satellite Sterile Compounding (SCP)	2	2	3	50%	
Hospital Satellite Sterile Compounding Government Owned (SCE)	0	0	1	100%	
Hypodermic Needle and Syringes (HYP)	15	29	30	100%	
Correctional Pharmacy (LCF)	1	1	2	100%	
Outsourcing Facility (OSF)	1	4	2	100%	
Outsourcing Facility Nonresident (NSF)	12	12	10	-17%	
Pharmacy (PHY)	248	611	701	183%	
Pharmacy Government Owned (PHE)	9	7	3	-67%	
Remote Dispensing Pharmacy (PHR)	5	4	1	-80%	
Pharmacy Nonresident (NRP)	189	193	196	4%	
Sterile Compounding (LSC)	59	61	36	-39%	
Sterile Compounding Government Owned (LSE)	12	12	8	-33%	
Sterile Compounding Nonresident (NSC)	18	18	19	6%	
Surplus Medication Collection Distribution Intermediary (SME)	0	0	0	0%	
Third-Party Logistics Providers (TPL)	4	10	8	100%	
Third-Party Logistics Providers Nonresident (NPL)	75	73	39	-48%	

Licensing Statistics 3-Year Comparison

Veterinary Food-Animal Drug Retailer	0	1	0	0%	
Wholesalers (WLS)	70	78	44	-37%	
Wholesalers Government Owned (WLE)	1	1	0	-100%	
Wholesalers Nonresident (OSD)	153	161	108	-29%	
Total	1,109	1,503	1,439	30%	
The number of temps pending issuance is reported in the primary license.					

Licensing Statistics 3-Year Comparison

Applications Pending with Temporary Licenses Issued - Pending Full License	FY 22/23	FY 23/24	FY 24/25	% CHANGE FY 22/23 to FY 24/25	TREND LINES
Drug Room -Temp (DRM)	1	0	0	-100%	
Drug Room Government Owned -Temp (DRE)	0	0	0	0%	
Hospitals - Temp (HSP)	7	4	2	-71%	
Hospital Government Owned -Temp (HPE)	0	6	2	100%	
Hospital Satellite Sterile Compounding - Temp (SCP)	0	0	0	0%	
Hospital Satellite Sterile Compounding Government Owned - Temp (SCE)	0	1	0	0%	
Correctional Pharmacy - Temp (LCF)	0	0	0	0%	
Outsourcing Facility - Temp (OSF)	1	1	0	-100%	
Outsourcing Facility Nonresident - Temp (NSF)	0	0	0	0%	
Pharmacy - Temp (PHY)	98	103	128	31%	
Pharmacy Government Owned - Temp (PHE)	0	1	1	100%	
Remote Dispensing Pharmacy - Temp (PHR)	0	0	0	0%	
Pharmacy Nonresident - Temp (NRP)	20	40	37	85%	
Sterile Compounding - Temp (LSC)	9	11	14	56%	
Sterile Compounding Government Owned - Temp (LSE)	0	6	1	100%	
Sterile Compounding Nonresident - Temp (NSC)	2	5	7	250%	
Third-Party Logistics Providers - Temp (TPL)	0	0	0	0%	
Third-Party Logistics Providers Nonresident - Temp (NPL)	1	0	0	-100%	
Veterinary Food-Animal Drug Retailer - Temp (VET)	0	0	0	0%	
Wholesalers - Temp (WLS)	1	5	0	-100%	
Wholesaler Government Owned - Temp (WLE)	0	0	0	0%	
Wholesalers Nonresident - Temp (OSD)	12	9	9	-25%	
Total	152	192	201	32%	
Total Licenses Pending	7,377	6,550	6,656	-10%	

Licensing Statistics 3-Year Comparison







WITHDRAWN APPLICATIONS

Individual Applications	FY 22/23	FY 23/24	FY 24/25	% CHANGE FY 22/23 to FY 24/25	TREND LINES
Designated Representatives (EXC)	107	8	83	-22%	
Designated Representatives Vet (EXV)	3	0	2	-33%	
Designated Representatives-3PL (DRL)	9	1	100	1011%	
Designated Representatives-Reverse Distributor (DRR)	1	0	0	-100%	
Designated Paramedic (DPM)	0	0	0	0%	
Intern Pharmacist (INT)	59	2	19	-68%	
Pharmacist (Exam)*	258	515	47	-82%	
Advanced Practice Pharmacist (APH)	0	9	3	100%	
Pharmacy Technician (TCH)	111	169	141	27%	
Total	548	704	395	-28%	

Temporary Individual Applications (Military Spouses/Partners)	FY 22/23	FY 23/24	FY 23/24	% CHANGE FY 22/23 to FY 24/25	TREND LINES
Temp-Designated Representatives-Wholesaler (TEX)	N/A	0	0	n/a	
Temp-Designated Representatives-3PL (TDR)	N/A	0	0	n/a	
Temp-Designated Representatives-Reverse Distributor (TRR)	N/A	0	0	n/a	
Temp-Designated Paramedic (TDP)	N/A	0	0	n/a	
Temp-Intern Pharmacist (TIN)	N/A	0	0	n/a	
Temp-Pharmacist (TRP)	N/A	0	0	n/a	
Temp-Advanced Practice Pharmacist (TAP)	N/A	0	0	n/a	
Temp-Pharmacy Technician (TTC)	N/A	0	0	n/a	
Total	0	0	0	n/a	

Site Applications	FY 22/23	FY 23/24	FY 24/25	% CHANGE FY 22/23 to FY 24/25	TREND LINES
Automated Drug Delivery System (ADD(AUD))	9	109	12	33%	
Automated Drug Delivery System (ADD(APD))	0	44	1	100%	
(ADE)	0	0	0	0%	
Automated Patient Dispensing System 340B Clinic (ADC)	0	0	0	0%	
Centralized Hospital Packaging Government Owned (CHE)	0	0	0	0%	
Centralized Hospital Packaging (CHP)	2	0	0	-100%	
Clinics (CLN)	15	14	46	207%	
Clinics Government Owned (CLE)	14	4	3	-79%	
Drug Room (DRM)	1	0	0	-100%	
Drug Room Government Owned (DRE)	0	0	0	0%	
Hospitals (HSP)	2	0	1	-50%	
Hospitals Government Owned (HPE)	0	0	2	100%	
Hospital Satellite Sterile Compounding (SCP)	0	1	1	100%	
Hospital Satellite Sterile Compounding Government Owned (SCE)	0	0	0	0%	
Hypodermic Needle and Syringes (HYP)	0	2	8	100%	
Correctional Pharmacy (LCF)	0	0	0	0%	
Outsourcing Facility (OSF)	0	1	0	0%	
Outsourcing Facility Nonresident (NSF)	2	2	6	200%	
Pharmacy (PHY)	40	47	413	933%	
Pharmacy Government Owned (PHE)	0	0	1	100%	
Remote Dispensing Pharmacy (PHR)	0	0	4	100%	
Pharmacy Nonresident (NRP)	13	38	22	69%	
Sterile Compounding (LSC)	10	11	17	70%	
Sterile Compounding Government Owned (LSE)	1	2	4	300%	
Sterile Compounding Nonresident (NSC)	9	6	6	-33%	
Surplus Medication Collection Distribution Intermediary (SME)	0	0	0	0%	
Third-Party Logistics Providers (TPL)	1	0	0	-100%	
Third-Party Logistics Providers Nonresident (NPL)	7	4	34	386%	


Licensing Statistics 3-Year Comparison

Veterinary Food-Animal Drug Retailer (VET)	0	0	1	100%	
Wholesalers (WLS)	3	4	35	1067%	
Wholesalers Government Owned (WLE)	0	0	1	100%	
Wholesalers Nonresident (OSD)	4	8	76	1800%	
Total	133	297	694	422%	
Total Applications Withdrawn	681	1,001	1,089	60%	
The number of temps withdrawn is reflected in the number reported for the primary license.					

Licensing Statistics 3-Year Comparison

DENIED APPLICATIONS					
Individual Applications	FY 22/23	FY 23/24	FY 24/25	% CHANGE FY 22/23 to FY 24/25	TREND LINES
Designated Representative (EXC)	2	5	1	-50%	
Designated Representatives Vet (EXV)	0	0	0	0%	
Designated Representatives-3PL (DRL)	0	0	0	0%	
Designated Paramedic (DPM)	0	0	0	0%	
Designated Representatives-Reverse Distributor (DRR)	0	0	0	0%	
Intern Pharmacist (INT)	3	2	2	-33%	
Pharmacist (exam applications)	9	2	1	-89%	
Pharmacist (eligible)	0	6	0	0%	
Advanced Practice Pharmacist (APH)	0	0	1	100%	
Pharmacy Technician (TCH)	40	42	32	-20%	
Total	54	57	37	-31%	
Temporary Individual Applications (Military Spouses/Partners)	FY 22/23	FY 23/24	FY 23/24	% CHANGE FY 22/23 to FY 24/25	TREND LINES
Temp-Designated Representatives-Wholesaler (TEX)	N/A	0	0	n/a	
Temp-Designated Representatives-3PL (TDR)	N/A	0	0	n/a	
Temp-Designated Representatives-Reverse Distributor (TRR)	N/A	0	0	n/a	
Temp-Designated Paramedic (TDP)	N/A	0	0	n/a	
Temp-Intern Pharmacist (TIN)	N/A	0	0	n/a	
Temp-Pharmacist (TRP)	N/A	0	0	n/a	
Temp-Advanced Practice Pharmacist (TAP)	N/A	0	0	n/a	
Temp-Pharmacy Technician (TTC)	N/A	0	0	n/a	
Total	0	0	0	n/a	
Site Applications	FY 22/23	FY 23/24	FY 24/25	% CHANGE FY 22/23 to FY 24/25	TREND LINES
Governmentmt Owned (CHE)	0	0	0	0%	
Centralized Hospital Packaging (CHP)	0	0	0	0%	
Clinics (CLN)	0	0	0	0%	
Clinics Government Owned (CLE)	0	0	0	0%	
Drug Room (DRM)	0	0	0	0%	
Drug Room Government Owned (DRE)	0	0	0	0%	
Hospitals (HSP)	0	0	0	0%	
Hospitals Government Owned (HPE)	0	0	0	0%	
Hospital Satellite Sterile Compounding (SCP)	0	0	0	0%	
Hospital Satellite Sterile Compounding Government Owned (SCE)	0	0	0	0%	
Hypodermic Needle and Syringes (HYP)	0	0	0	0%	
Hypodermic Needle and Syringes Government Owned (HYE)	0	0	0	0%	
Correctional Pharmacy (LCF)	0	0	0	0%	
Outsourcing Facility (OSF)	0	0	3	100%	
Outsourcing Facility Nonresident (NSF)	3	0	3	0%	
Pharmacy (PHY)	14	3	3	-79%	
Pharmacy Government Owned (PHE)	0	0	0	0%	
Remote Dispensing Pharmacy (PHR)	0	0	0	0%	
Pharmacy Nonresident (NRP)	0	1	0	0%	
Sterile Compounding (LSC)	1	0	0	-100%	
Sterile Compounding Government Owned (LSE)	0	0	0	0%	
Sterile Compounding Nonresident (NSC)	2	2	1	-50%	
Surplus Medication Collection Distribution Intermediary (SME)	0	0	0	0%	
Third-Party Logistics Providers (TPL)	0	0	0	0%	
Third-Party Logistics Providers Nonresident (NPL)	0	0	0	0%	
Veterinary Food-Animal Drug Retailer (VET)	0	0	0	0%	
Wholesalers (WLS)	0	0	1	100%	
Wholesalers Government Owned (WLE)	0	0	0	0%	
Wholesalers Nonresident (OSD)	0	0	0	0%	
Total	20	6	11	-45%	

Licensing Statistics 3-Year Comparison

Total Applications Denied	74	63	48	-35%	
The number of temps denied is reflected in the number reported for the primary license.					

Licensing Statistics 3-Year Comparison
RESPOND TO STATUS INQUIRIES

	FY 22/23	FY 23/24	FY 24/25	% CHANGE FY 22/23 to FY 24/25	TREND LINES
Email Inquiries					
Designated Representative Received	1,606	1,716	1,914	19%	
Designated Representative Responded	776	693	1,058	36%	
Advanced Practice Pharmacist Received	518	1,072	1,052	103%	
Advanced Practice Pharmacist Responded	320	522	753	135%	
Pharmacist/Intern Received	7,211	6,375	4,929	-32%	
Pharmacist/Intern Responded	5,209	6,375	4,929	-5%	
Pharmacy Technician Received	7,066	7,599	7,579	7%	
Pharmacy Technician Responded	4,699	4,396	5,138	9%	
Pharmacy Received	7,565	10,169	13,269	75%	
Pharmacy Responded	6,114	7,953	12,259	101%	
Sterile Compounding/Outsourcing/CHP Received	3,280	3,131	3,576	9%	
Sterile Compounding/Outsourcing/CHP Responded	2,473	1,968	2,417	-2%	
Wholesale/Hypodermic/3PL Received	2,586	2,808	4,629	79%	
Wholesale/Hypodermic/3PL Responded	1,615	3,035	4,016	149%	
Clinic Received	928	2,010	2,138	130%	
Clinic Responded	827	1,743	1,257	52%	
Automated Drug Delivery System (ADD/ADC/ADE) Received	710	1,714	1,643	131%	
Automated Drug Delivery System (ADD/ADC/ADE) Responded	680	1,237	1,043	53%	
Change of PIC/DRIC/RMG and DOB Received	4,145	4,407	4,622	12%	
Change of PIC/DRIC/RMG and DOB Responded	4,243	4,342	4,440	5%	
Change of Permit Received	1,977	2,484	2,834	43%	
Change of Permit Responded	843	2,251	3,460	310%	
Renewals Received	7,750	5,810	6,216	-20%	
Renewals Responded	6,701	5,259	5,940	-11%	

	FY 22/23	FY 23/24	FY 24/25	% CHANGE FY 22/23 to FY 24/25	TREND LINES
Telephone Calls Received					
Designated Representative	0	20	170	100%	
Advanced Practice Pharmacist	542	360	283	-48%	
Pharmacist/Intern	5,157	3,977	2,771	-46%	
Pharmacy	2,066	2,183	1,393	-33%	
Sterile Compounding/Outsourcing/CHP	390	274	176	-55%	
Wholesale/Hypodermic/3PL	271	404	554	104%	
Clinic	266	336	266	n/a	
Automated Drug Delivery System (ADD/ADC/ADE) Received	53	27	26	-51%	
Change of PIC/DRIC/RMG and DOB	569	861	653	15%	
Change of Permit	298	291	204	-32%	
Renewals	5,307	7,505	8,334	57%	
Reception	75,767	79,848	68,201	-10%	

The board did not collect the data separately for the items identified as "n/a".

Licensing Statistics 3-Year Comparison

UPDATE LICENSING RECORDS					
	FY 22/23	FY 23/24	FY 24/25	% CHANGE FY 22/23 to FY 24/25	TREND LINES
Change of Pharmacist-in-Charge					
Received	2,349	1,942	1,966	-16%	
Processed	2,366	1,878	1,855	-22%	
Approved	2,421	1,923	1,934	-20%	
Pending	258	253	253	-2%	
Change of Designated Representative-in-Charge					
Received	172	156	179	4%	
Processed	178	155	170	-4%	
Approved	218	161	164	-25%	
Pending	32	26	26	-19%	
Change of Responsible Manager					
Received	39	39	51	31%	
Processed	38	40	48	26%	
Approved	37	45	49	32%	
Pending	9	5	8	-11%	
Change of Professional Director*					
Received	122	61	79	-35%	
Processed	115	60	78	-32%	
Approved	164	88	79	-52%	
Pending	36	8	9	-75%	
Change of Permits					
Received	2,127	2,258	2,473	16%	
Processed	833	3,601	3,276	293%	
Approved	972	4,127	3,409	251%	
Pending	3,760	1,204	177	-95%	
Discontinuance of Business					
Received	511	565	643	26%	
Processed	483	584	638	32%	
Approved	572	685	556	-3%	
Pending	381	151	223	-41%	
Intern Pharmacist Extensions					
Received	163	158	179	10%	
Processed	152	180	174	14%	
Completed	159	169	172	8%	
Pending	32	18	16	-50%	
Requests Approved					
Address/Name Changes	10,872	10,360	9,922	-9%	
Off-site Storage	323	285	131	-59%	
Transfer of Intern Hours	40	40	13	-68%	
License Verification	581	568	393	-32%	

Licensing Statistics 3-Year Comparison

DISCONTINUED OF BUSINESS					
Site Licenses	FY 22/23	FY 23/24	FY 24/25	% CHANGE FY 22/23 to FY 24/25	TREND LINES
Automated Drug Delivery System (ADD(AUD))	76	141	60	-21%	
Automated Drug Delivery System (ADD(APD))	30	3	1	-97%	
Automated Drug Delivery System EMS (ADE)	0	0	0	0%	
Automated Patient Dispensing System 340B Clinic (ADC)	0	0	0	0%	
Centralized Hospital Packaging Government Owned (CHE)	0	0	0	0%	
Centralized Hospital Packaging (CHP)	1	0	0	-100%	
Clinics (CLN)	27	9	30	11%	
Clinics Government Owned (CLE)	22	25	11	-50%	
Drug Room (DRM)	0	0	1	100%	
Drug Room Government Owned (DRE)	0	0	0	0%	
Hospitals (HSP)	2	0	1	-50%	
Hospitals Government Owned (HPE)	2	0	1	-50%	
Hospital Satellite Sterile Compounding (SCP)	0	0	0	0%	
Hospital Satellite Sterile Compounding Government Owned (SCE)	0	0	0	0%	
Hypodermic Needle and Syringes (HYP)	1	1	2	100%	
Correctional Pharmacy (LCF)	3	2	1	-67%	
Outsourcing Facility (OSF)	0	1	0	0%	
Outsourcing Facility Nonresident (NSF)	1	1	2	100%	
Pharmacy (PHY)	126	77	96	-24%	
Pharmacy (PHY) chain	154	213	178	16%	
Pharmacy Government Owned (PHE)	0	1	0	0%	
Remote Dispensing Pharmacy (PHR)	0	0	0	0%	
Pharmacy Nonresident (NRP)	22	26	23	5%	
Sterile Compounding (LSC)	44	31	20	-55%	
Sterile Compounding Government Owned (LSE)	2	0	3	50%	
Sterile Compounding Nonresident (NSC)	3	3	4	33%	
Surplus Medication Collection Distribution Intermediary (SME)	0	0	0	0%	
Third-Party Logistics Providers (TPL)	2	1	1	-50%	
Third-Party Logistics Providers Nonresident (NPL)	8	5	11	38%	
Veterinary Food-Animal Drug Retailer (VET)	0	0	0	0%	
Wholesalers (WLS)	25	12	17	-32%	
Wholesalers Government Owned (WLE)	0	0	0	0%	
Wholesalers Nonresident (OSD)	23	26	27	17%	
Total	574	578	490	-15%	

Licensing Statistics 3-Year Comparison

LICENSES RENEWED

	FY 22/23	FY 23/24	FY 24/25	% CHANGE FY 22/23 to FY 24/25	TREND LINES
Individual Licenses Renewed					
Designated Representatives (EXC)	2,270	2,477	2,407	6%	
Designated Representatives Vet (EXV)	45	48	55	22%	
Designated Representatives-3PL (DRL)	339	412	459	35%	
Designated Representatives-Reverse Distributor (DRR)	7	10	13	86%	
Designated Paramedic (DPM)	0	2	0	0%	
Pharmacist (RPH)	21,542	22,961	22,789	6%	
Advanced Practice Pharmacist (APH)	511	574	659	29%	
Pharmacy Technician (TCH)	28,532	27,112	28,855	1%	
Total	53,246	53,596	55,237	4%	







	FY 22/23	FY 23/24	FY 24/25	% CHANGE FY 22/23 to FY 24/25	TREND LINES
Site Licenses Renewed					
Automated Drug Delivery System (ADD)	857	1,118	1,090	27%	
Automated Drug Delivery System EMS (ADE)	1	1	0	-100%	
Automated Patient Dispensing System 340B Clinic (ADC)	0	1	3	100%	
Centralized Hospital Packaging Government Owned (CHE)	1	2	2	100%	
Centralized Hospital Packaging (CHP)	8	8	10	25%	
Clinics (CLN)	1,171	1,372	1,350	15%	
Clinics Government Owned (CLE)	889	911	898	1%	
Drug Room (DRM)	19	20	21	11%	
Drug Room Government Owned (DRE)	10	9	9	-10%	
Hospitals (HSP)	378	403	386	2%	
Hospitals Government Owned (HPE)	78	81	82	5%	
Hospital Satellite Sterile Compounding (SCP)	4	4	4	0%	
Hospital Satellite Sterile Compounding Government Owned (SCE)	3	4	6	100%	
Hypodermic Needle and Syringes (HYP)	207	216	195	-6%	
Correctional Pharmacy (LCF)	57	54	54	-5%	
Outsourcing Facility (OSF)	4	3	2	-50%	
Outsourcing Facility Nonresident (NSF)	17	17	18	6%	
Pharmacy (PHY)	5,884	5,799	5,425	-8%	
Pharmacy Government Owned (PHE)	136	140	152	12%	
Remote Dispensing Pharmacy (PHR)	2	3	3	50%	
Pharmacy Nonresident (NRP)	499	524	510	2%	
Sterile Compounding (LSC)	690	675	698	1%	
Sterile Compounding Government Owned (LSE)	101	101	132	31%	
Sterile Compounding Nonresident (NSC)	49	48	44	-10%	
Surplus Medication Collection Distribution Intermediary (SME)	1	1	1	0%	
Third-Party Logistics Providers (TPL)	29	33	34	17%	
Third-Party Logistics Providers Nonresident (NPL)	108	132	146	35%	
Veterinary Food-Animal Drug Retailer (VET)	14	19	16	14%	
Wholesalers (WLS)	382	404	373	-2%	
Wholesalers Government Owned (WLE)	11	9	9	-18%	
Wholesalers Nonresident (OSD)	675	716	732	8%	
Total	12,285	12,828	12,405	1%	
Total Licenses Renewed	65,531	66,424	67,642	3%	

Licenses identified as "n/a" were not in effect or eligible for renewal during the fiscal year.

Licensing Statistics 3-Year Comparison

CURRENT LICENSE POPULATION					
	FY 22/23	FY 23/24	FY 24/25	% CHANGE FY 22/23 to FY 24/25	TREND LINES
Individual Licenses					
Designated Representatives (EXC)	2,858	2,911	3,033	6%	
Designated Representatives Vet (EXV)	55	60	59	7%	
Designated Representatives-3PL (DRL)	479	576	637	33%	
Designated Representatives-Reverse Distributor (DRR)	14	19	24	71%	
Designated Paramedic (DPM)	3	3	3	0%	
Intern Pharmacist (INT)	4,790	4,421	4,153	-13%	
Pharmacist (RPH)	49,597	49,893	50,019	1%	
Advanced Practice Pharmacist (APH)	1,191	1,348	1,509	27%	
Pharmacy Technician (TCH)	65,565	65,793	66,541	1%	
Total	124,552	125,024	125,978	1%	
Temporary Individual Licenses (Military Spouses/Partners)					
Temp-Designated Representatives-Wholesaler (TEX)	N/A	0	0	n/a	
Temp-Designated Representatives-3PL (TDR)	N/A	0	0	n/a	
Temp-Designated Representatives-Reverse Distributor (TRR)	N/A	0	0	n/a	
Temp-Designated Paramedic (TDP)	N/A	0	0	n/a	
Temp-Intern Pharmacist (TIN)	N/A	0	0	n/a	
Temp-Pharmacist (TRP)	N/A	0	0	n/a	
Temp-Advanced Practice Pharmacist (TAP)	N/A	0	0	n/a	
Temp-Pharmacy Technician (TTC)	N/A	4	6	n/a	
Total	0	4	6	n/a	
Site Licenses					
Automated Drug Delivery System (ADD(AUD))	1,131	1,102	1,178	4%	
Automated Drug Delivery System (ADD(APD))	59	17	13	-78%	
Automated Drug Delivery System EMS (ADE)	1	1	1	0%	
Automated Patient Dispensing System 340B Clinic (ADC)	1	1	3	100%	
Centralized Hospital Packaging Government Owned (CHE)	2	2	2	0%	
Centralized Hospital Packaging (CHP)	9	8	8	-11%	
Clinics (CLN)	1,406	1,456	1,470	5%	
Clinics Government Owned (CLE)	933	950	918	-2%	
Drug Room (DRM)	21	21	20	-5%	
Drug Room Government Owned (DRE)	10	10	9	-10%	
Hospitals (HSP)	399	396	400	0%	
Hospitals Government Owned (HPE)	77	84	84	9%	
Hospital Satellite Sterile Compounding (SCP)	4	4	4	0%	
Hospital Satellite Sterile Compounding Government Owned (SCE)	4	5	5	25%	
Hypodermic Needle and Syringes (HYP)	233	233	218	-6%	
Correctional Pharmacy (LCF)	57	55	54	-5%	
Outsourcing Facility (OSF)	4	3	3	-25%	
Outsourcing Facility Nonresident (NSF)	19	21	21	11%	
Pharmacy (PHY)	6,100	5,944	5,887	-3%	
Pharmacy Government Owned (PHE)	141	147	160	13%	
Remote Dispensing Pharmacy (PHR)	2	3	3	50%	
Pharmacy Nonresident (NRP)	593	601	599	1%	
Sterile Compounding (LSC)	717	686	688	-4%	
Sterile Compounding Government Owned (LSE)	102	110	118	16%	
Sterile Compounding Nonresident (NSC)	58	54	54	-7%	
Surplus Medication Collection Distribution Intermediary (SME)	1	1	1	0%	
Third-Party Logistics Providers (TPL)	39	40	43	10%	
Third-Party Logistics Providers Nonresident (NPL)	134	157	174	30%	

Licensing Statistics 3-Year Comparison

Veterinary Food-Animal Drug Retailer (VET)	21	18	16	-24%	
Wholesalers (WLS)	530	485	449	-15%	
Wholesalers Government Owned (WLE)	13	11	11	-15%	
Wholesalers Nonresident (OSD)	814	824	847	4%	
Total	13,635	13,450	13,461	-1%	
Total Population	138,187	138,478	139,445	1%	
Licenses identified as "n/a" were not in effect during the fiscal year.					